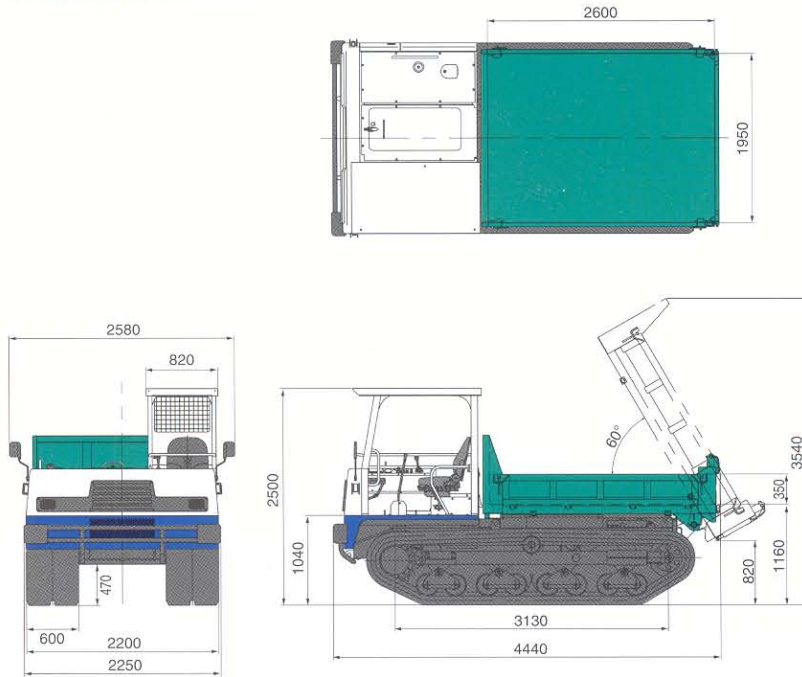


■ Dimensions (Unit: mm)



ic45

Crawler Carrier

Payload : 4000kg

Tough Undercarriage and Sturdy Vessel

■ IC45 Specifications

		IC45-2
Payload		4000kg
Transportation weight		6000kg
Travel speed	Low speed	0~7km/h
	High speed	0~12km/h
Dimensions	Total length	4440mm
	Total width	2250mm
	Total height	2500mm
Engine	Name	Mitsubishi S6S-DT
	Rated horsepower	73.8kW/2200min ⁻¹ (100PS/2200rpm)
	Cylinders / Displacement	6-4.996L
	Combustion type	Direct-injection turbo diesel
	Emission Conformity	Tier2/Stage2
Fuel tank capacity		120L
Crawler	Tumbler centre distance	3130mm
	Crawler total width	2200mm
	Crawler width	600mm
Min. ground clearance		470mm
Ground pressure	Empty	20.5kPa(0.21kgf/cm ²)
	Loaded	34.0kPa(0.35kgf/cm ²)
Vessel capacity	Heaped	3.0m ³
	Level	1.8m ³
Vessel internal dimensions	Length	2600mm
	Width	1950mm
	Height	350mm
Vessel	Vessel floor height	1160mm
	Max. dumping angle	60°
	Dump clearance	820mm
Standard vessel		Flatbed 3-way opening
Driving system		HST
Speed change system		2-speed motor
Braking system		HST brake + Auto parking brake
HST setting pressure		34.3MPa(350kgf/cm ²)


■ Side-mounted Dashboard Easily Visible Even while Backing Up

Various switches, monitors and indicators have been clustered on the right side of the operator's seat. What's more, an inclination indicator and fuel water-sedimentor warning lamps have been equipped as standard.



■ Heavy Duty Undercarriage Construction

Highly durable lower rollers and a sturdy box-type frame are used.



■ Standard Equipment

- Canopy
- Flatbed 3-way opening vessel

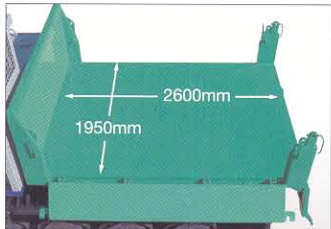
■ Options

- Boat-shaped scoop-end vessel
- Steel cab
- Heater



■ Tough and Wide Vessel

Easy-to-use flatbed 3-way opening vessel. The maximum dumping angle is a big 60 degrees for superior dirt removal.



■ 2 Dump Cylinders

Enables powerful dump operation.



■ Easy Inspection & Maintenance

Inspection covers have been equipped for the battery, air cleaner, etc.



■ 3-Segmented Sprocket for Easy Replacement

The sprocket can be replaced without removing the rubber crawler.



Eco-friendliness and Safety

- Powered by large 5.0L clean engine.
- Low centre of gravity construction for outstanding stability.
- Dump lever with lock function.

Easy Operation

- Dynamic spin-turn capability with independent travel system.
- Powerful steering performance and outstanding slope-climbing capability.
- Class-leading driving speed of 12km/h.

Easy Maintenance

- Large-sized engine cover for easy maintenance.
- 3-Segmented sprocket allows replacement without removing the rubber crawler.
- Battery positioned for easy access and replacement.

Rugged Body

- Tough constructed vessel.
- Sturdy box-type frame and durable rollers.
- Strong dual dump cylinders.