

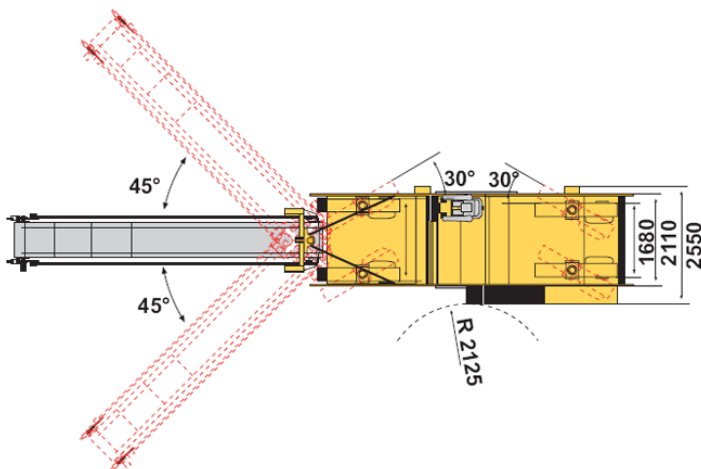
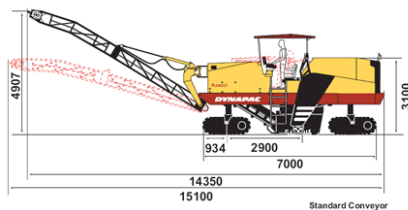
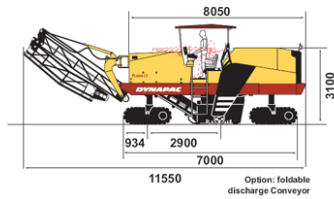
DYNAPAC

Part of the Atlas Copco Group

PL2000S Large planers



Technical data



Cutting section	PL2000S
Working width	2,010 mm
Cutting depth	320 mm
Cutting diameter	1,100 mm
Spacing	15 mm
Number of tools	162
Working performance	
Operating speed (m/ min)	0-40
Travel speed (km/ h)	0-5
Theoretical turning radius	2,025 mm
4 heavy- duty tracks (mm)	1890x306x685
Tank capacities	
Fuel tank	1,100 l
Hydraulic tank	300 l
Water tank	3,700 l
Loading system	
Belt width (collecting conveyor)	850 mm
Belt width (discharge conveyor)	800 mm
Theoretical swept volume	470 m ³ /h
Masses	
Transport mass	31 t
Operating mass (CE)	33.50 t
Max. operating mass, fully loaded (CE)	36.20 t
Engine	
Manufacturer	Cummins
Fuel	Diesel
Cooling	Water
Number of cylinders	6
Rated power	447 kW
Rated power	600 hp
Rated power @	2,100 rpm
Rated power (rating standard)	SAE J1995
Model	QSX 15

Find your local dealer at www.dynapac.com

We reserve the right to change specifications without notice. Photos and illustrations do not always show standard versions of machines. The above information is a general description only, all informations are supplied without liability.