

EXTRA



■ **Net Horsepower**
238 kW (319 hp)

■ **Bucket Capacity**
4.2 m³ to 8.4 m³
(5.5 yd³ to 11.0 yd³)

■ **Operating Weight**
28918 kg (63,753 lb)

World class loader meeting high production requirements

Front frame mounted ROPS Cab provides excellent visibility and operator comfort

Torque proportioning differentials provide the traction to go through wet, muddy or severe ground conditions and reduce costly tire spinning

Optional high lift arrangement

Z-bar linkage for excellent breakout and digging ability

The automatic boom kick-out and bucket leveler provides fast cycles and high productivity

Internal, forced oil cooled, maintenance free wet disc brakes provide a long, fade resistant life

40° articulation provides a tight turning radius for confined areas

555C Extra

designed for durability



Well located standard traveling and working halogen lights and auxiliary front mounted lights

238 kW (319 hp) Cummins QSM11 engine meets EU Stage IIIA and EPA Tier 3 emission standards

Hydraulically driven, variable speed fan for high cooling efficiency and greatly reduced blasting of debris against the radiator core

Hydrostatic steering system and tilt/telescopic steering column

Simple, electrically controlled, countershaft, soft shift transmission with 4 speeds forward and reverse

Joystick actuated hydraulic controls for easy, comfortable and precise control of the bucket


Trunnion mounted rear axle oscillates a total of 30°

Sight gauges and ground level servicing provide for quick daily maintenance and check

Widely spaced center hinge pins with double-tapered roller bearings for long life

Heavy duty front and rear frames, designed for tough applications

y, high productivity and profitability



New 555C Extra loader, designed for heavy loads and stresses, gives high production and a long trouble free life.

PROVEN LOAD LINKAGE

HEAVY DUTY FRAMES

BOOM ARMS



The front frame with high mount boom cylinder pivots increased lifting ability to the top without sacrificing digging ability. The rear frame features trunion rear axle mountings.



Integral solid boom arms combine a large cross tube and castings to provide a strong structure, which gives excellent stress distribution for the bucket, yet provide extra stiffness during bucket corner loading.



Z-Bar linkage transfers maximum force to the bucket to pry out hard material. All loader linkage pins are sealed out abrasive dust and grit.



ER

BRAKES



m breakout
ard packed
ed to keep



Internal wet disc brakes are forced cooled and enable the loader to be operated in any type of work cycle without overheating. Being sealed from outside contaminants protects the brakes and also extends brake life, especially in very abrasive or caustic environments, encountered in cement or chemical plants.



Dressta buckets are noted for their superior digging ability and load retention abilities that promote a full load every time.

The low mounted bucket hinge points, long bucket floor and sloped side sheets combined with a balanced drivetrain design, let the bucket fully penetrate the bank for full loads with minimum tire spin.



Special applications often require different buckets and tools.

Dressta offers high lift arrangements, fork-lift attachments and tool carrier arrangements to meet your needs.

555C WHEEL LOADER

- **Transmission, electrically controlled**
- **Hydrostatic steering**
- **Hydraulic controls, single lever**
- **Internal wet disc brakes**



ENGINE

- * Make and model Cummins QSM11
- Type In-line, 6-cylinder
- Aspiration turbocharged and CAC
- Fuel system HPI electronic
- Gross Horsepower, SAE J1995 250 kW (335 hp)
- ** Net Flywheel power, SAE J1349/ISO 9249 238 kW (319 hp)
- Rated rpm 2100 rpm
- Maximum torque @ 1400 rpm 1674 Nm (1,235 lb-ft)
- Displacement 10.8 l (660 in³)
- Bore and stroke 125 x 147 mm (4.92" x 5.79")
- Lubrication, full flow filtering full pressure
- Air cleaner dry type, dual stage with dust discharge valve

* Meets EU Stage IIIA and EPA Tier 3 emission regulations
 ** Net Horsepower at the minimum speed of hydraulic fan 247 kW (330 hp)

TORQUE CONVERTER

Single stage, single phase type, 2.9 to 1 stall ratio.
 Properly matched to engine and transmission for excellent digging ability.

TRANSMISSION

Electrically controlled, full power shift, countershaft transmission is driven by a double universal joint from the torque converter.
 Single lever control for easy and precise control of gear and direction changes.

TRAVEL SPEEDS

Gear	Forward and Reverse	
	km/h	(mph)
1 st	6.8	(4.2)
2 nd	12.0	(7.5)
3 rd	20.8	(12.9)
4 th	35.0	(21.7)

DIFFERENTIALS

Torque proportioning, front and rear.

AXLES

Heavy-duty type with full-floating axle shafts and planetary final drives. Four wheel drive. Front axle fixed. Trunnion mounted rear axle oscillates a total of 30°. Vertical wheel travel of 559 mm (22").

STEERING

Articulated frame. Hydrostatic type providing smooth steering at any engine speed. Tilting and telescoping steering column for operator efficiency.
 Articulation, right or left 40°
 Turning radius outside of tires 6.5 m (21'4")

BRAKES

Service - Four wheel, hydraulic applied, sealed, force cooled, internal, multiple wet disc brakes with separate axle-by-axle actuation.
 Parking - Hydraulic release, spring apply, disc type on front axle with indicator light and buzzer.

TIRES

Standard: 26.5 x 25, 28PR (L-4)

HYDRAULIC SYSTEM


Type: Closed with pressure control 210 kPa (30 psi) and vacuum relief.
 Reservoir: Cylindrical type with 10 μ filtration for excellent full flow filtering, suction screen.
 Pumps: 2-vane type driven from accessory drive.
 Single pump, steering and loader equipment, output 365 l/min (96.4 gpm) at 2100 rpm and 6.89 MPa (1,000 psi).
 Double pump: loader equipment secondary pump, output 120l/min (31.7 gpm) and pilot pump, output 33 l/min (8.7 gpm) at 2100 rpm and 6.89 MPa (1,000 psi).
 Main Valves: Two spool, single lever with relief valve.
 Relief valve pressure 20.7 MPa (3,000 psi).
 Cylinders (double acting), hardened chrome plated piston rods.
 Boom-Bore and Stroke (2) 203 x 881 mm (8.0" x 34.7")
 Bucket-Bore and Stroke (1) 216 x 678 mm (8.5" x 26.7")
 Steering-Bore and Stroke (2) 114 x 508 mm (4.5" x 20")
 Raise Boom 6.5 sec. Lower Boom (float) 4.5 sec. Bucket Dump 1.5 sec. Total: 12.5 sec. hydraulic cycle time.

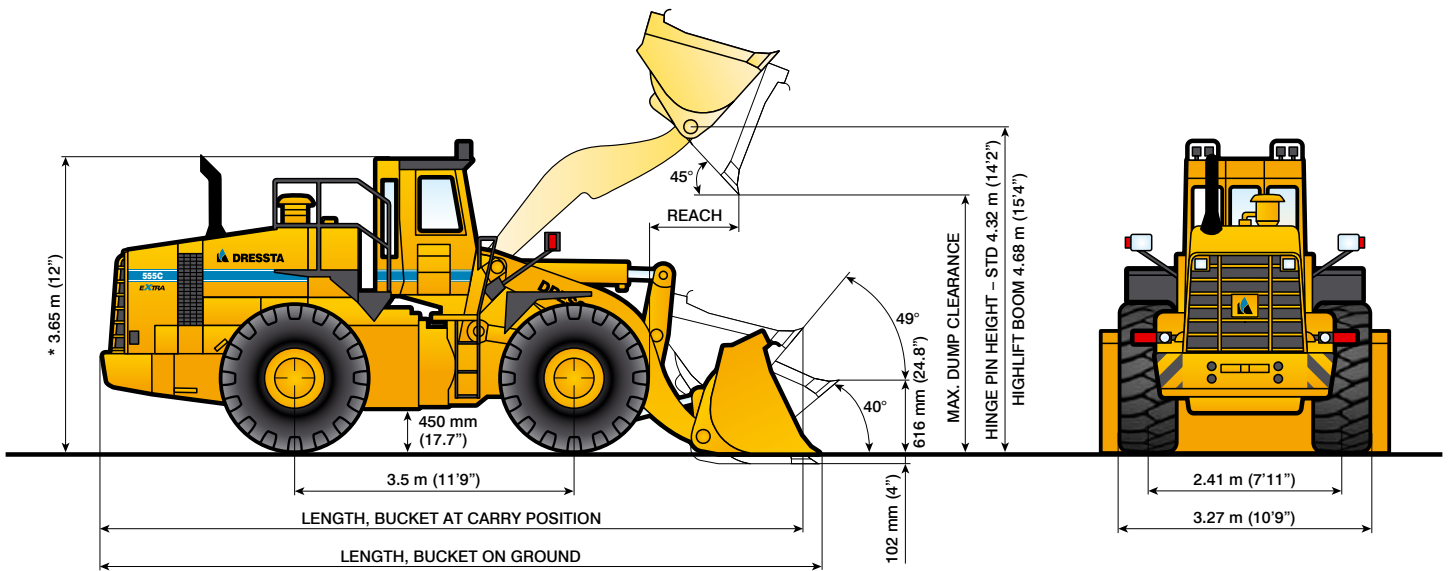
REFILL CAPACITIES

	Liter	(US gal)
Fuel tank	511	(135)
Cooling system	46	(12)
Crankcase w/filter	34	(9)
Transmission system	115	(30.4)
Differential & final drive, each	75.3	(19.9)
Hydraulic reservoir	167	(44)
Hydraulic system	275	(72.6)

INSTRUMENTATION

Gauges: engine oil pressure, engine coolant temperature, torque converter oil temperature, fuel level, air cleaner service indicator, hourmeter, voltmeter
 Sight gauges: hydraulic oil, coolant, transmission oil, fuel tank, brake oil
 Warning lights: engine coolant overheat, low engine oil pressure, torque converter oil temperature, air cleaner restriction, parking brake applied, hydraulic brake warning, transmission and hydraulic oil filter indicator





* Add 240 mm (9.5") to overall height if roof mounted lights are used.
Dimensions vary with bucket size-refer to chart below.

STANDARD BOOM

BUCKET SELECTION	General Purpose						Rock		Coal	
	Cutting Edge	With Teeth	Cutting Edge	With Teeth	Cutting Edge	With Teeth	Spade Nose with teeth	Spade Nose	Straight Edge	
Capacity, SAE	Rated, m ³ (yd ³)	4.2 (5.5)	4.2 (5.5)	4.6 (6.0)	4.6 (6.0)	5.0 (6.5)	5.0 (6.5)	4.2 (5.5)	4.2 (5.5)	8.4 (11.0)
	Struck, m ³ (yd ³)	3.4 (4.4)	3.4 (4.4)	3.9 (5.1)	3.9 (5.1)	4.3 (5.6)	4.3 (5.6)	3.5 (4.6)	3.5 (4.6)	7.3 (9.6)
Bucket Width		3.49 m (137")	3.49 m (137")	3.49 m (137")	3.49 m (137")	3.49 m (137")	3.49 m (137")	3.50 m (138")	3.50 m (138")	4.06 m (160")
Dump Clearance @ Max. Height and 45° Dump Angle		3.30 m (10'10")	3.15 m (10'4")	3.25 m (10'8")	3.09 m (10'2")	3.25 m (10'8")	3.25 m (10'8")	3.01 m (9'11")	3.15 m (10'4")	2.92 m (9'7")
Reach @ Max. Height and 45° Dump Angle		1.42 m (4'8")	1.58 m (5'2")	1.48 m (4'10")	1.63 m (5'4")	1.48 m (4'10")	1.48 m (4'10")	1.77 m (5'10")	1.63 m (5'4")	1.84 m (6')
Reach @ 2.13 m (7') Clearance and 45° Dump Angle		2.02 m (6'8")	2.13 m (7')	2.07 m (6'10")	2.17 m (7'1")	2.07 m (6'10")	2.17 m (7'1")	2.27 m (7'5")	2.18 m (7'2")	2.31 m (7'7")
Overall Length, Bucket @ Carry Position		9.00 m (29'6")	9.15 m (30')	9.05 m (29'8")	9.27 m (30'5")	9.05 m (29'8")	9.27 m (30'5")	9.31 m (30'6")	9.18 m (30'1")	9.37 m (30'9")
Overall Length, Bucket on Ground		9.01 m (29'7")	9.23 m (30'3")	9.09 m (29'10")	9.31 m (30'6")	9.09 m (29'10")	9.31 m (30'6")	9.47 m (31'1")	9.27 m (30'5")	9.57 m (31'5")
Turning Radius, Outside Corner of Bucket @ SAE Carry		7.26 m (23'10")	7.48 m (24'6")	7.29 m (23'11")	7.51 m (24'8")	7.29 m (23'11")	7.51 m (24'8")	7.44 m (24'5")	7.24 m (23'9")	7.75 m (25'5")
Static Tipping Load,	Straight	21096 kg (46,508 lb)	22708 kg (50,062 lb)	20988 kg (46,270 lb)	22551 kg (49,716 lb)	20778 kg (45,807 lb)	22341 kg (49,253 lb)	21698 kg (47,835 lb)	20389 kg (44,950 lb)	18448 kg (40,670 lb)
	Full Turn	17917 kg (39,500 lb)	19171 kg (42,264 lb)	17840 kg (39,330 lb)	19089 kg (42,084 lb)	17662 kg (38,938 lb)	18911 kg (41,691 lb)	18458 kg (40,693 lb)	17331 kg (38,208 lb)	15693 kg (34,597 lb)
Breakout Force		267 kN (60,010 lb)	285.6 kN (64,203 lb)	251.6 kN (56,560 lb)	269.2 kN (60,516 lb)	237.2 kN (53,322 lb)	254.8 kN (57,268 lb)	247.4 kN (55,155 lb)	232.3 kN (52,221 lb)	196.6 kN (44,196 lb)
Operating Weight		28708 kg (63,290 lb)	28918 kg (63,753 lb)	28792 kg (63,475 lb)	29002 kg (63,938 lb)	28894 kg (63,700 lb)	29104 kg (64,163 lb)	29328 kg (64,657 lb)	29148 kg (64,260 lb)	30110 kg (66,380 lb)

Specifications shown include all standard equipment. All values are with standard tires.
All dimensions, weights and performance values per SAE J732, where applicable. Machine stability, weight and performance are affected by optional attachments.

HIGHLIFT ARRANGEMENT

BUCKET SELECTION	General Purpose		Rock
	Cutting Edge	With Teeth	Spade Nose with teeth
Capacity, SAE	Rated	3.8 m ³ (5.0 yd ³)	3.8 m ³ (5.0 yd ³)
	Struck	3.1 m ³ (4.07 yd ³)	3.1 m ³ (4.07 yd ³)
Bucket Width		3.49 m (137")	3.49 m (137")
Dump Clearance @ Max. Height and 45° Dump Angle		3.71 m (12'2")	3.51 m (11'6")
Reach @ Max. Height and 45° Dump Angle		1.42 m (4'8")	1.58 m (5'2")
Reach @ 2.13 m (7') Clearance and 45° Dump Angle		2.27 m (7'5")	2.37 m (7'9")
Overall Length, Bucket @ Carry Position		9.27 m (30'5")	9.45 m (31')
Overall Length, Bucket on Ground		9.28 m (30'5")	9.55 m (31'4")
Turning Radius, Outside Corner of Bucket @ SAE Carry		7.37 m (24'2")	7.38 m (24'2")
Static Tipping Load,	Straight	18706 kg (41,239 lb)	18462 kg (40,701 lb)
	Full Turn	15900 kg (35,053 lb)	15692 kg (34,595 lb)
Breakout Force		280.6 kN (63,079 lb)	230.7 kN (51,861 lb)
Operating Weight		29530 kg (65,102 lb)	30096 kg (66,350 lb)

555C WHEEL LOADER



STANDARD EQUIPMENT

- Air cleaner, dry type, dual stage with dust discharge valve
- Alarm, back-up
- Alternator, 80 A
- Antifreeze, -37°C (-34°F)
- Axles, heavy duty, full floating, planetary type final drives, 4-wheel drive
- Batteries, (2) 12 V, 700 CCA, maintenance free
- Boom kickout, automatic
- Boom, standard
- Brake, parking, disc type, spring apply, hydraulic release with indicator light
- Brakes, service, 4-wheel wet multi disc, full hydraulic apply, with axle-by-axle actuation
- Bucket leveler, automatic, adjustable
- Cab, ROPS (SAE J1040) with sound suppression, heater/pressurizer/defroster, dome light, front and rear electric windshield wipers w/washers, rear view mirror and tinted safety glass
- Cooling module includes radiator, transmission oil cooler, hydraulic oil cooler, fuel cooler, charge air cooler; isolation mounted
- Counterweight 2390 kg (5,264 lb)
- Differentials, torque proportioning
- Drawbar, recessed
- Fan, hydraulically driven, suction type, variable speed
- Filters, engine oil, transmission, torque converter and hydraulic oil, cartridge type element
- Grill, rear, vertically hinged
- Ground level fueling and side drain ports for engine oil and engine coolant
- Horn, electric
- Hydraulic controls, single lever with transmission kick-down switch and reversing switch
- Hydraulic system – flow controlled with vane pumps and top mounted pressurized hydraulic tank
- Instruments:
Gauges: air cleaner service indicator, engine coolant temperature, engine oil pressure, fuel level, torque converter oil temperature, voltmeter, hourmeter, tachometer, low water indicator light
Sight gauges: hydraulic oil level, radiator coolant level, transmission oil level, fuel tank level, brake oil level
Warning lights: parking brake applied, hydraulic brake warning, engine coolant overheat, low engine oil pressure, transmission and hydraulic filter change indicator, torque converter oil temperature, air cleaner restriction
- Ladders, L.H. – cab access, R.H. – service
- Lifting eyes and tie downs
- Lights, halogen, working and traveling, 4 front, 2 rear, 2 stop and tail, turn signals
- Master electrical disconnect
- Mirrors, R.H. and L.H., rear view, wide angle type
- Muffler, underhood, insulated
- Panels, engine compartment side, quick access, swing out type for servicing
- Seat, adjustable, suspension type with arm rests, fabric cover
- Seat belt (SAE J386)
- Starting, 24 V, electric
- Steering, hydrostatic, articulated frame
- Steering wheel, tilt and telescoping
- Tires, 26.5 x 25, 28PR (L-4)
- Torque converter, single stage, single phase
- Tow-eye
- Transmission, 4-speeds forward and reverse with full soft shift, electrically controlled
- Valve, 2-spool
- Vandalism protection

OPTIONAL ATTACHMENTS

- Air conditioner/heater/pressurizer/defroster
- AM/FM CD radio
- Auxiliary steering, ground driven
- Batteries, cold start, (4) 12 V, 1400 CCA
- Bucket, accessories:
 - cutting edge, bolt-on
 - tooth adapters, bolt-on
 - tooth point kit, set of 8 (general purpose, abrasion, quarry jobs, rock)
 - tooth removal kit
- Buckets, general purpose (standard boom):
 - 4.2 cu.m (5.5 cu.yd) with cutting edge or with teeth
 - 4.6 cu.m (6 cu.yd) with cutting edge or with teeth
 - 5.0 cu.m (6.5 cu.yd) with cutting edge or with teeth
- Buckets, general purpose (high lift boom):
 - 3.8 cu.m (5 cu.yd) with cutting edge or teeth
- Buckets, rock (standard boom):
 - 4.2 cu.m (5.5 cu.yd), spade nose or spade nose with teeth
- Bucket, rock (high lift boom):
 - 3.8 cu.m (5 cu.yd), spade nose with teeth
- Bucket, coal (standard boom):
 - 8.4 cu.m (11 cu.yd), straight edge
- CE accessories: fire extinguisher, first aid kit, grease gun, tools
- Centralized lubricating system
- Fan in cab
- Fenders, front and rear
- Fork-lift attachment (standard boom), 7860 kg (17,328 lb) lifting capacity
- Guard, transmission
- High lift boom, 4.68 m (184") hinge pin height
- Hydraulic kit, 3-spool valve, piping and controls including auxiliary lever
- Lighting, auxiliary, front mounted (4 cab roof mounted, 2 low level)
- Starting/charging receptacle
- Starting aid, ether
- Sound suppression package
- Tool carrier, quick coupler, includes male master, third spool for hydraulic valve, piping and controls w/auxiliary lever
 - spade nose rock bucket, 4.2 cu.m (5.5 cu.yd), with tooth adapters and female adapter
 - fork-lift attachment, with female adapter, 7500 kg (16,535 lb) lifting capacity
- Tools in metal box
- Wheel protectors (special shipment less tires)

Specifications subject to change without notice. Illustrations and pictures may include optional attachments and accessories and may not include all standard equipment.

DRESSTA co.Ltd.

Kwiatkowskiego 1, 37-450 Stalowa Wola, P O L A N D
tel.: +48 15 813 5252, 813 4556 fax: +48 15 844 4714
www.dressta.com.pl