

AR 60

Operation weight:

4300 kg

Power:

36,5 kW (50 HP)

Shovel capacity:

0,85 m³



ATLAS
weycor

AR 60



Proven technology in optimum quality.



ATLAS Weyhausen wheel loaders are more than the sum of their parts. They reflect true passion, a fascination with technology and 'made in Germany' quality.

The AR 60 is perfect for the construction industry, horticulture, landscape gardening and agriculture. With an engine rating of 50 HP, it also meets TIER IV Interim exhaust emission requirements.

The ATLAS Weycor AR 60 has all the inner values that people appreciate in ATLAS Weycor wheel loaders: stability, long lifespan and impressive performance data.

Reflecting the ATLAS Weyhausen philosophy of always focusing on the optimum solution, the AR 60 has a series of technical highlights as standard features. Numerous options also permit flexible adaptation to your individual requirements.

ATLAS WEYCOR: POWERFUL.



Yanmar engine technology

4TNV88-BD

Building off the proven TNE design, Yanmar has achieved superior exhaust emissions by improving the combustion chamber and fuel injection equipment design. Engines are compliant with 2008 EPA Tier 4 and EU stage III A exhaust emissions regulations. The TNV engines offer even more enhanced durability due to better block cooling. CAE analysis has brought lower vibrations and higher strength to the mounting structure for even better reliability in heavy-duty jobs. A newly designed, in-line MP type fuel injector pump is utilized to assure more precise fuel delivery and control. The result is reduced emissions, improved performance over a wide range of applications.



Hydraulic quick-change attachment

By allowing you to change the wheel loader's attachments in a few seconds, it turns the vehicle into an all-rounder.



Latest kinematics technology

The proven and tested ATLAS kinematics with its exceptional tear-out force and excellent lifting heights. The tapered loading rocker makes sure you can always keep an eye on the attachment.



Articulated pendulum joint

Provides for excellent maneuverability and cross-country mobility. Even on challenging terrain, the low center of gravity ensures exceptional stability.

PRECISE. RELIABLE.



Easy maintenance

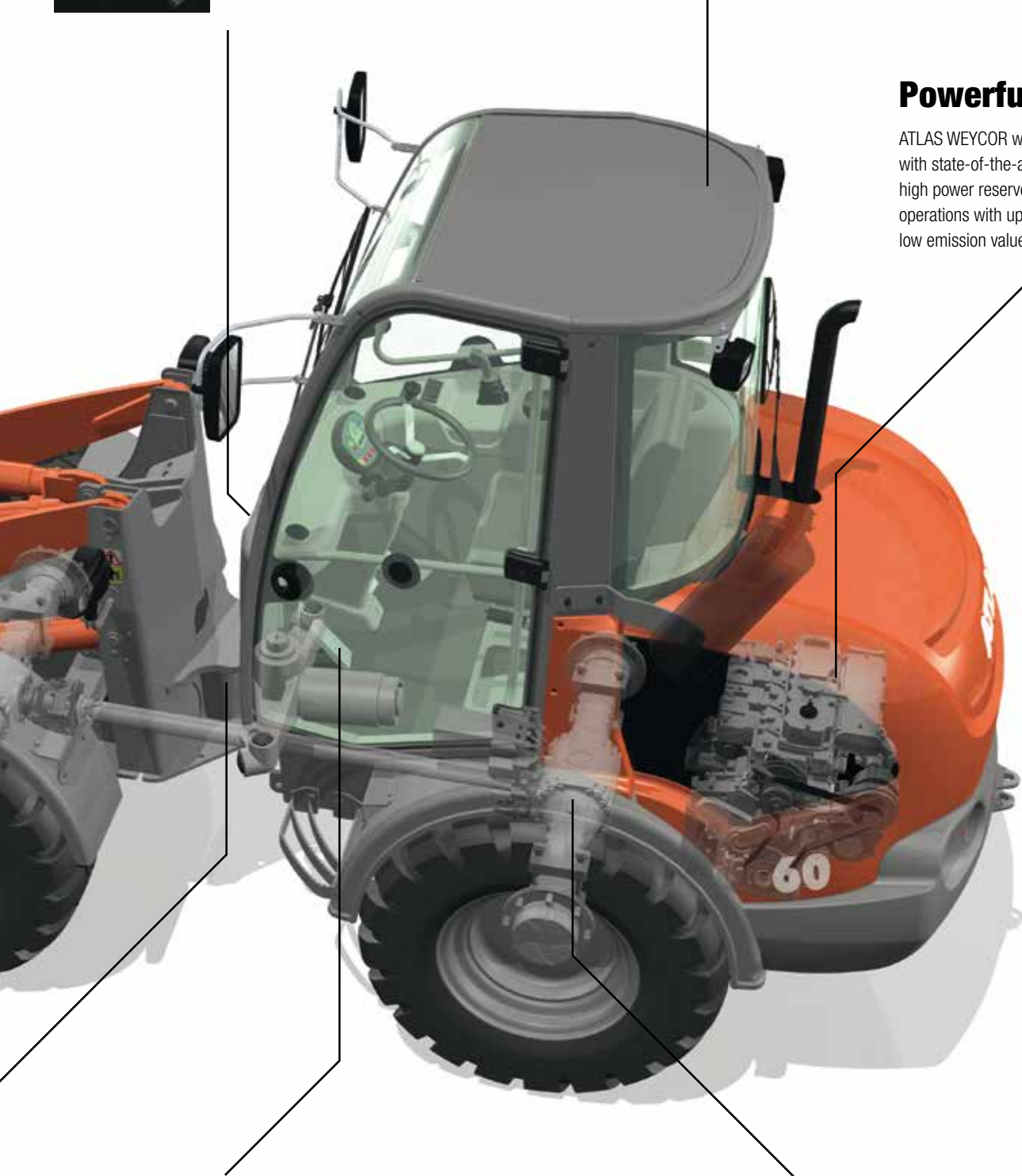
Low-maintenance and quick, easy servicing is achieved by central, consolidated, easy-to-reach service points.

Comfortable cabin

In addition to the excellent circumferential visibility in the wheel loader, its clearly arranged controls and its ergonomic design.

Powerful drive unit

ATLAS WEYCOR wheel loaders are equipped with state-of-the-art engines which combine high power reserves for challenging operations with up-to-date low emission values.



Separate inching pedal.

Less wear & tear and fuel consumption: In contrast to the conventional combined brake/inching pedal, with the separate inching pedal, the risk of inadvertently activating the main brake while you drive is eliminated.



Negative brake

Serves to maintain a stable position while the wheel loader is driven on slopes with the brake or inching function activated. All four wheels are automatically blocked as soon as the engine is stopped.

AR 60

TECHNICAL DATA

Engine

Make: _____ Yanmar Diesel engine
4TNV88-BD

Type: _____ watercooled

Power*:** _____ set to 36,5 kW (50 HP)
at 3000 min⁻¹

Max. torque: _____ 140 Nm at 1800 min⁻¹

Stroke: _____ 2190 cm³

Cylinders: _____ 4 in line

Electrical System

Operating voltage _____ 12 V

Battery _____ 12 V/88 Ah

Alternator _____ 14 V/55 A

Starter _____ 12 V/2,3 kW

Drive

- Output-regulated hydrostatic drive with pressure cut off and closed circuit acting on all 4 wheels
- Speed with standard tires:
Operating speed range 0–6,5 km/h
Road speed range 0–20 km/h
- 1st and 2nd hydraulic gear can be engaged under load, forward/backward travel also
- Forward/backward travel, speed ranges and off-position operational via ATLAS joystick
- Drive operated by accelerator and separate inching pedal for best distribution of the hydraulic power for thrust and lifting forces

Brakes

Standard brake: Multi-disc brake in oil bath acting on rear axle. Supplementary brake functions via inching pedal and hydrostatic drive acting on all 4 wheels.

Parking brake: Parking brake as spring-loaded brake acting on rear axle. In case of standstill of engine the spring-loaded brake is automatically re-activated.

Axles

Rigid axles with planetary reduction gears in wheel hubs, connecting electrically 100%- differential lock in front and rear axle.

Steering

- Fully hydraulic center pivot steering
- Front and rear wheels follow the same track
- Steering angle of 40° to each side, ±12° angular movement at rear of vehicle
- Operating pressure of steering hydraulics 175 bar
- Emergency steering function

Tires

Standard: 12.5 – 18 MPT – Multi-purpose tires for sand and gravel surfaces, woodland, roads and paths

Special tires: 12.5 – 20 MPT – Multi-purpose tires for sand and gravel surfaces, woodland, roads and paths
405/70 R18 SPT9 – Construction machine tires for clay, sand, gravel, asphalt, roads, gardening and landscaping

400/70 R 20 XMCL – Wheel loader tires for clay, sand, gravel, fields and greenland, fortified roads

335/80 R20 EM – Construction machine tires for clay, sand, gravel, asphalt, roads, gardening and landscaping

15.5/55 R 18 – Construction machine tires for clay, sand, gravel, broken stone and fortified roads

More special tires upon request

Hydraulic system

- Gear pump for loading and steering hydraulics
- Priority valve favoring steering hydraulics
- 3rd section
- Loading hydraulic hydraulically pre-activated by ATLAS joystick, including float position
- Operating pressure 230 bar,
Delivery of pump 60 l/min

Loading equipment

- Powerful and solid Z- kinematics with high tear out force
- Hydraulic quick change device
- Activation of all functions by ATLAS joystick
- Parallel movement while using pallet forks
- Automatic mid position of joystick
- Automatic shovel return to excavation position
- Locking device acc. to German StVZO for road travel

Lifting 5,0 s

Lowering 3,6 s

Tipping 1,5 s

Fuel/oil capacities

Diesel: 61,5 l

Hydraulic oil: 57 l

Front axle: 5 l

Gear oil: 2,5 l

Engine oil: 7,4 l

Rear axle: 5,8 l

Cooling liquid: 8,5 l

Specific gravity for material handling weight (t/m³)

CONSTRUCTION

concrete _____ 1,9
soil (dry) _____ 1,5
soil (watery) _____ 2,0
rock (fill) _____ 2,4
granite _____ 1,8
limestone _____ 1,6
gravel (dry) _____ 1,9
gravel (watery) _____ 2,1
loam _____ 1,7
plaster _____ 2,2
sand (dry) _____ 1,9
sand (watery) _____ 2,1

sandstone _____ 2,4
shale _____ 2,2
sediment _____ 2,1
crushed stone _____ 1,5
de-icing salt _____ 1,3
clay _____ 1,6
cement _____ 1,7
clinker (stacked) _____ 1,8

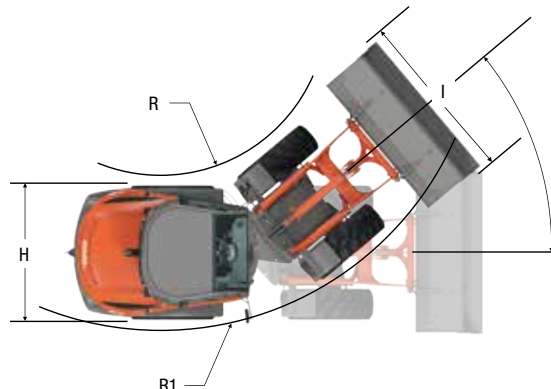
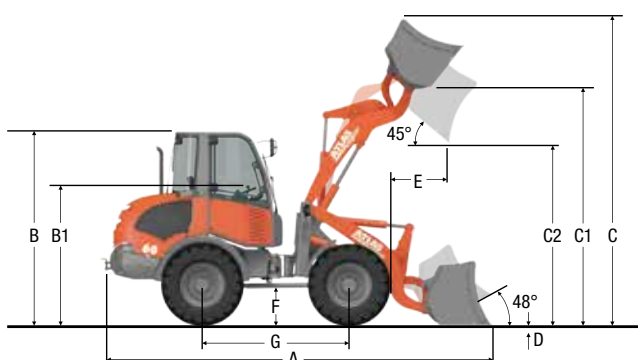
INDUSTRY

ember _____ 0,7
brown coal briquette _____ 0,8
ferrous product _____ 7,8
iron ore _____ 2,3
cullet _____ 1,9
gas coke _____ 0,4
timber _____ 0,8
mineral coal _____ 1,2
paper _____ 0,9
slag _____ 1,0
slag concrete _____ 2,7

LANDSCAPING, AGRICULTURE

agricultural crop _____ 0,7
grain _____ 0,6
hay _____ 0,3
potash _____ 1,1
compost _____ 1,0
flour _____ 0,5
clay (watery) _____ 2,3
phosphate fertilizer _____ 2,2
turf (watery) _____ 1,1
turf (dry) _____ 0,4
mineral fertiliser _____ 1,0

Technical data AR 60 with standard shovel



A 5250 mm
B 2475 mm
B1 1765 mm
C 3930 mm
C1 3130 mm
C2 2475 mm
D 85 mm
E 670 mm
F 440 mm
G 2000 mm
H 1785 mm
I 1850 mm
R 1840 mm
R1 3690 mm
 α 40°

STANDARD EQUIPMENT

Inclusive

- Rear driving mirrors, foldable
- Heatable rear screen
- Access left side, right window to open can be fastened
- Activation of all functions by ATLAS joystick
- Control lights for speed range, forward/backward travel
- Lights acc. to German StVZO for road travel
- Individually adjustable driver's seat
- Hot water heating with heat exchange and 3-stage-fan
- Front windscreen ventilation, variable output
- Sound absorbing ROPS cab
- Windscreen wipe and wash unit in front and rear
- Sun visor, ceiling lamp, stow facility
- Heat protection glazing with targetinted screens
- Control lights for engine oil pressure, overheating, hydraulic oil temperature, battery power, parking brake, air filter
- Central dashboard with indicators for preheating, fuel, working hour meter

OPTIONS

Technical options

- Main battery switch
- Special paintings and oils
- Cyclone dust separator
- Additional counterweight (+350 kg valid for service weight 4300 kg)
- FOPS roof Level II
- Stability damping system
- Load check valve for lifting and working cylinders
- Trailer coupling
- Anti-theft-device with code stick
- Radio
- Warning beacon

More options upon request

OPERATING DATA

Shovel capacity acc. to SAE:	0,85 m ³
Track width:	1460 mm
Turning radius (outer shovel edge):	3977 mm
Tear out force:	5160 daN
Torque:	4100 daN
Tipping load, straight:	3059 kg (3635 kg)
Tipping load, articulated:	2701 kg (3200 kg)
Lifting capacity at ground level:	4650 daN
Service weight:	4300 kg (4650 kg)

Differing data for use of pallet forks (500 mm distance to center of gravity)*

Static tipping load, straight and articulated:	2137 kg (2574 kg)
Lifting capacity:	2845 daN
Payload 80% even surface**:	1709 kg (2059 kg)
Payload 60% uneven surface**:	1282 kg (1544 kg)

Sound level

Average acoustic power-level L _{WA} ⁽¹⁾ :	100,2 dB(A)
Guaranteed acoustic power-level L _{WA} ⁽²⁾ :	101,0 dB(A)
Sound pressure level L _{pA} ⁽³⁾ :	80,0 dB(A)

Specific vibration-data

Hand- / arm- / body -vibration ⁽⁴⁾ :	< 2,5 / 0,5 m/s ²
---	------------------------------

* Travel with load only permitted close to the ground.

** According to ISO 8313 and EN 474-3.

*** According to ISO 14396, EU RL97/68/EC.

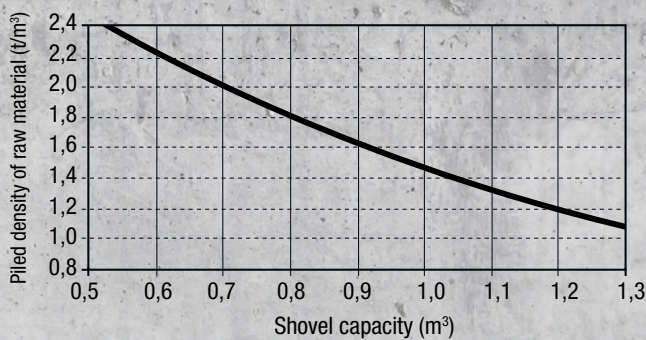
(1) According to 2000/14/EG & appendixes.

(2) According to 2000/14/EG & appendixes.

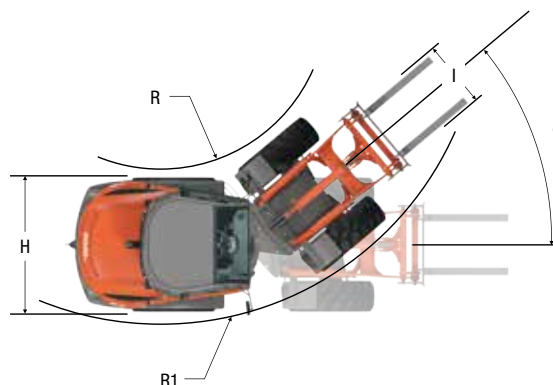
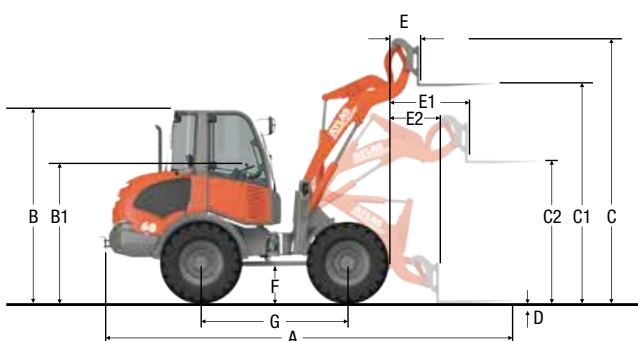
(3) According to ISO 6396.

(4) According to ISO 8041.

Diagram for shovel selection



Technical data AR 60 with pallet forks



A	5540 mm
B	2475 mm
B1	1765 mm
C	3380 mm
C1	2925 mm
C2	1315 mm
D	70 mm
E	430 mm
E1	1200 mm
E2	750 mm
F	440 mm
G	2000 mm
H	1785 mm
I	1030 mm
R	1840 mm
R1	3690 mm
α	40°

Product range



AR 30

Operation weight 2150 kg
Power 24,6 kW/33,5 HP
Shovel capacity 0,32 m³



AR 35 / AR 35 Super

Operation weight 2500 kg/2875 kg
Power 24,6 kW/33,5 HP
 29,4 kW/40 HP
Shovel capacity 0,34 m³/0,40 m³



AR 40

Operation weight 3300 kg
Power 29,4 kW/40 HP
Shovel capacity 0,50 m³



AR 60

Operation weight 4300 kg/4650 kg
Power 36,5 kW/49,7 HP
Shovel capacity 0,80 m³



AR 65 e

Operation weight 5150 kg
Power 54 kW/73 HP
Shovel capacity 0,8 - 1,00 m³



AR 75 e

Operation weight 5760 kg
Power 54 kW/73 HP
Shovel capacity 1,00 m³



AR 75 e S

Operation weight 6280 kg
Power 54 kW/73 HP
Shovel capacity 0,80 m³



AR 75 e T

Operation weight 6000 kg
Power 54 kW/73 HP
Shovel capacity 1,00 m³



AR 80 e

Operation weight 6220 kg
Power 70 kW/95 HP
Shovel capacity 1,00 - 1,20 m³



AR 85 e

Operation weight 7000 kg
Power 80 kW/109 HP
Shovel capacity 1,30 - 1,40 m³



AR 95 e / AR 95 e Super

Operation weight 7900 kg/8200 kg
Power 85 kW/115,5 HP
 95 kW/129 HP
Shovel capacity 1,40 m³/1,60 m³



AR 105 e

Operation weight 9450 kg
Power 105 kW/143 HP
Shovel capacity 1,60 - 1,80 m³

Compliance with the new statutory limits for exhaust emissions is one thing. Deriving tangible benefits for our customers is another. We are proud to have incorporated both in the development of the new generation of wheel loaders.

Higher power - lower consumption plus a series of other innovative features that make a genuinely positive difference in a construction site environment. All the features inside are now represented on the outside by a small "e" and the new product name "ATLAS weycor".

*ATLAS WEYCOR is an ATLAS WEYHAUSEN GMBH brand

ATLAS weycor