

AR 40

Operation weight:

3300 kg

Power:

29,4 kW (40 HP)

Shovel capacity:

0,5 m³



ATLAS
weycor

AR 40





Compact and agile with impressive inner values.



ATLAS Weyhausen wheel loaders are more than the sum of their parts. They reflect true passion, a fascination with technology and 'made in Germany' quality.

The AR 40 has compact dimensions and a small turning circle. It's perfect for horticulture, landscape gardening and agriculture applications, or on small construction sites.

The 'small' AR 40 has all the inner values that people appreciate in ATLAS Weycor wheel loaders: stability, long lifespan and impressive performance data.

Reflecting ATLAS Weyhausen's philosophy of always focusing on the optimum solution, the AR 40 has technical highlights that are generally exclusive to larger wheel loaders. The AR 40 is unusual in that it is available with three different cabin design options.

ATLAS WEYCOR: POWERFUL.



Perkins engine 403D-15T industrial

The 400 Series engine family continues to set standards in the compact engine range. Developed alongside customers to fulfil their needs in the construction, materials handling and agricultural/turf markets.

Built to the most demanding standards, the 400D engines meet all the requirements of the off-highway emissions legislation for Stage IIIA, Tier 4 Interim.

The noise levels have been kept to a minimum, product design and process improvements enhance both engine reliability and durability.



Hydraulic quick-change attachment

By allowing you to change the wheel loader's attachments in a few seconds, it turns the vehicle into an all-rounder.



Latest kinematics technology

The proven and tested ATLAS kinematics with its exceptional tear-out force and excellent lifting heights. The tapered loading rocker makes sure you can always keep an eye on the attachment.



Articulated pendulum joint

Provides for excellent maneuverability and cross-country mobility. Even on challenging terrain, the low center of gravity ensures exceptional stability.

PRECISE. RELIABLE.



Easy maintenance

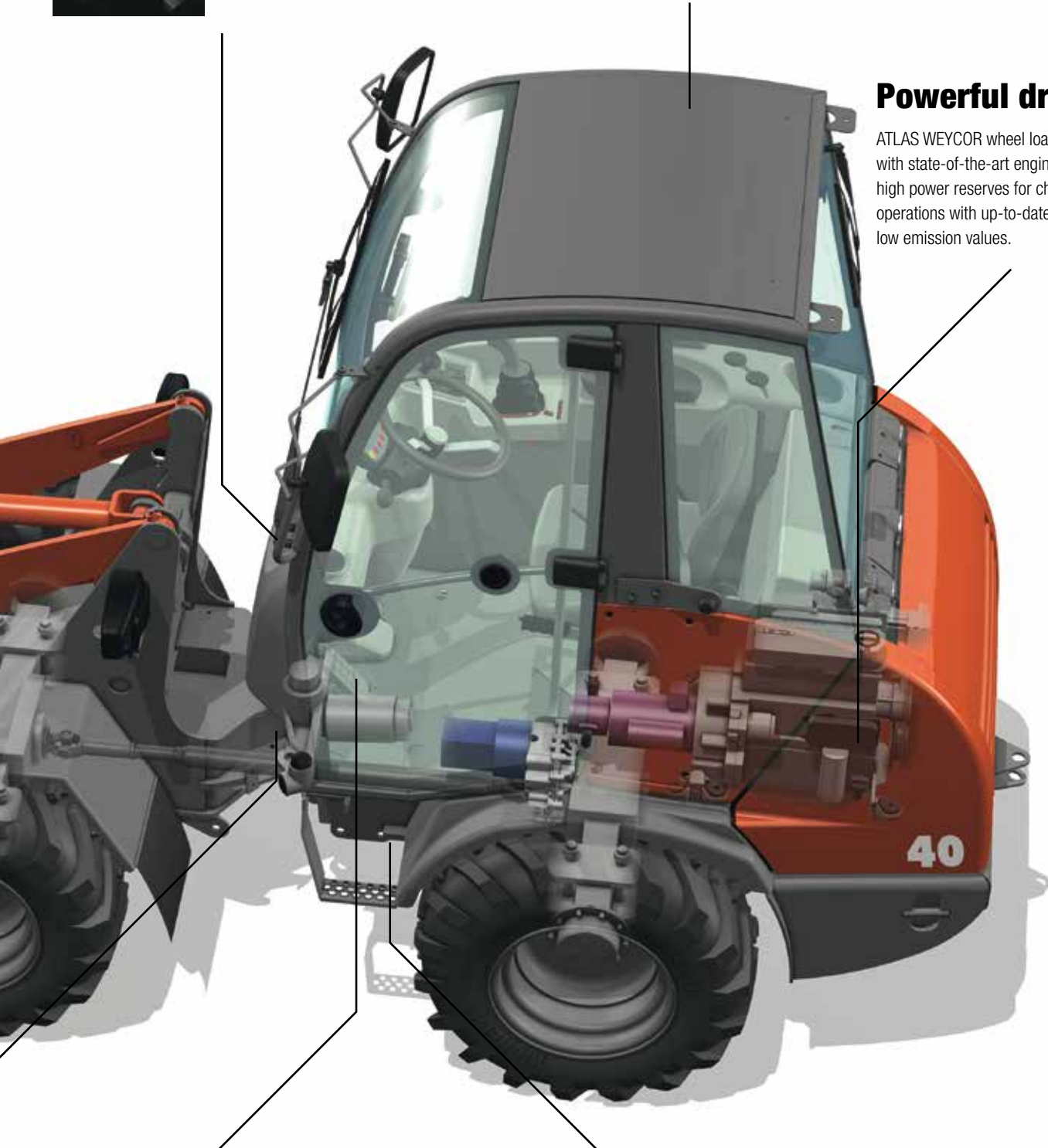
Low-maintenance and quick, easy servicing is achieved by central, consolidated, easy-to-reach service points.

Comfortable cabin

In addition to the excellent circumferential visibility in the wheel loader, its clearly arranged controls and its ergonomic design.

Powerful drive unit

ATLAS WEYCOR wheel loaders are equipped with state-of-the-art engines which combine high power reserves for challenging operations with up-to-date low emission values.



Separate inching pedal.

Less wear & tear and fuel consumption: In contrast to the conventional combined brake/inching pedal, with the separate inching pedal, the risk of inadvertently activating the main brake while you drive is eliminated.

Low center of gravity

Thanks to their low center of gravity, ATLAS wheel loaders are secured against tipping, even under extreme circumstances.

AR 40

TECHNICAL DATA

Engine

Make: _____ Perkins Diesel engine
403D-15T

Type: _____ water cooled

Power*:** _____ set to 29,4 kW (40 HP)
at 2800 min⁻¹

Max. torque: _____ 112 Nm at 1800 min⁻¹

Stroke: _____ 1496 cm³

Cylinders: _____ 3 in line

Electrical System

Operating voltage _____ 12 V

Battery _____ 12 V/66 Ah

Alternator _____ 14 V/65 A

Starter _____ 12 V/2,0 kW

Drive

- Output-regulated hydrostatic drive with pressure cut off and closed circuit acting on all 4 wheels
- Speed with standard tires:
Operating speed range 0–6,5 km/h
Road speed range 0–20 km/h
- 1st and 2nd hydraulic gear can be engaged under load, forward/backward travel also
- Forward/backward travel, speed ranges and off-position operational via ATLAS joystick
- Drive operated by accelerator and separate inching pedal for best distribution of the hydraulic power for thrust and lifting forces

Brakes

Standard brake: Drum brake on front axle via cardan acting on all 4 wheels. Supplementary brake functions via inching pedal and hydrostatic drive acting on all 4 wheels.

Parking brake: Drum brake via funicular link acting on all 4 wheels with engine switch off.

Axles

Rigid axles with planetary reduction gears in wheel hubs. 45% - differential lock in front axle.

Steering

- Fully hydraulic center pivot steering
- Front and rear wheels follow the same track
- Steering angle of 40° to each side, ±12° angular movement at rear of vehicle
- Operating pressure of steering hydraulics 175 bar
- Emergency steering function

Tires

Standard: 15.0/55 - 17 – Multi-purpose tires for earth moving machines, particularly surface friendly, gardening and landscaping

Special tires: 11.5/80 – 15.3 MPT – Multi-purpose tires for sand and gravel surface, woodland, roads and paths

More special tires upon request

Hydraulic system

- Gear pump for loading and steering hydraulics
- Priority valve favoring steering hydraulics
- 3rd steering section for loading hydraulics mechanically controlled by ATLAS joystick, including float position
- Operating pressure 275 bar, Delivery of pump 39 l/min

Loading equipment

- Powerful and solid Z- kinematics with high tear out force
- Hydraulic quick change device
- Activation of all functions by ATLAS joystick
- Automatic mid position of joystick
- Parallel movement while using pallet forks
- Automatic shovel return to excavation position
- Locking device acc. to German StVZO for road travel

Lifting 4,0 s

Lowering 3,5 s

Tipping 1,0 s

Fuel/oil capacities

Diesel: 70 l

Hydraulic oil: 28 l

Front axle: 4 l

Gear oil: 0,65 l

Engine oil: 3 l

Rear axle: 3,5 l

Cooling liquid: 6 l

Specific gravity for material handling weight (t/m³)

CONSTRUCTION

concrete _____ 1,9
soil (dry) _____ 1,5
soil (watery) _____ 2,0
rock (fill) _____ 2,4
granite _____ 1,8
limestone _____ 1,6
gravel (dry) _____ 1,9
gravel (watery) _____ 2,1
loam _____ 1,7
plaster _____ 2,2
sand (dry) _____ 1,9
sand (watery) _____ 2,1

sandstone _____ 2,4
shale _____ 2,2
sediment _____ 2,1
crushed stone _____ 1,5
de-icing salt _____ 1,3
clay _____ 1,6
cement _____ 1,7
clinker (stacked) _____ 1,8

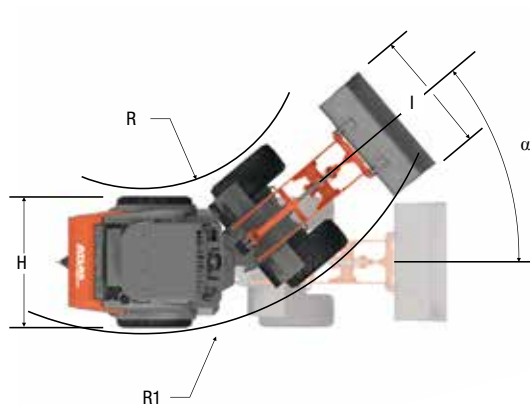
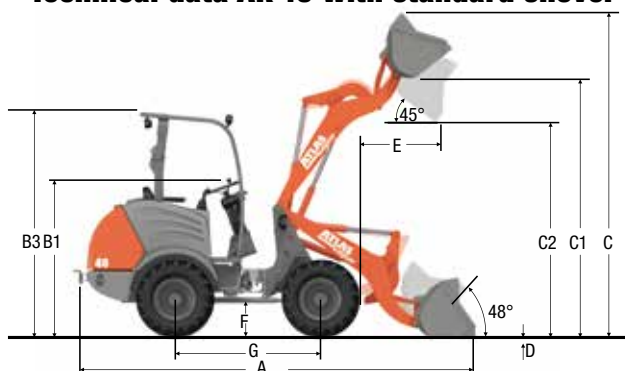
INDUSTRY

ember _____ 0,7
brown coal briquette _____ 0,8
ferrous product _____ 7,8
iron ore _____ 2,3
cullet _____ 1,9
gas coke _____ 0,4
timber _____ 0,8
mineral coal _____ 1,2
paper _____ 0,9
slag _____ 1,0
slag concrete _____ 2,7

LANDSCAPING, AGRICULTURE

agricultural crop _____ 0,7
grain _____ 0,6
hay _____ 0,3
potash _____ 1,1
compost _____ 1,0
flour _____ 0,5
clay (watery) _____ 2,3
phosphate fertilizer _____ 2,2
turf (watery) _____ 1,1
turf (dry) _____ 0,4
mineral fertiliser _____ 1,0

Technical data AR 40 with standard shovel



A 4355 mm
B1 1696 mm
B2 2380 mm
B3 2447 mm
C 3615 mm
C1 2940 mm
C2 2340 mm
D 20 mm
E 502 mm
F 400 mm
G 1715 mm
H 1500 mm
I 1550 mm
R 1605 mm
R1 3150 mm
α 40°

STANDARD EQUIPMENT

Inclusive

- ATLAS canopy cabin with roll-bar protection
- Activation of all functions by ATLAS joystick
- Control lights for speed range, forward/backward travel
- Lights acc. to German StVZO for road travel
- Individually adjustable driver's seat
- Control lights for engine oil pressure, overheating, hydraulic oil temperature, battery power, parking brake, air filter
- Central dashboard with indicators for preheating, fuel, working hour meter

OPTIONS

Technical options

- Main battery switch
- Special paintings and oils
- Cyclone dust separator
- Trailer coupling
- Sound absorbing ROPS cab
- Rear driving mirrors, foldable
- Front windscreen ventilation, variable output
- Windscreen wipe and wash unit in front and rear
- Sun visor, ceiling lamp, stow facility
- Heat protection glazing with targetinted screens
- Left hinged adjustable window, right window to open can be fastened
- Hot water heating with heat exchange and 3-stage-fan
- Anti-theft-device with code stick
- Radio
- Warning beacon

More options upon request

OPERATING DATA

Shovel capacity acc. to SAE: _____ 0,5 m³
Track width: _____ 1070 mm

Turning radius
(outer shovel edge): _____ 3150 mm

Tear out force: _____ 3170 daN

Torque: _____ 2500 daNm

Tipping load, straight: _____ 2719 kg

Tipping load, articulated: _____ 2422 kg

Lifting capacity at ground level: _____ 2340 daN

Service weight: _____ 3300 kg

Differing data for use of pallet forks

(500 mm distance to center of gravity)*

Static tipping load, articulated: _____ 1875 kg

Lifting capacity: _____ 1600 daN

Payload 80% even surface** : _____ 1500 kg

Payload 60% uneven surface** : _____ 1125 kg

Sound level Agrar- / Cabin-version

Average acoustic

power-level L_{WA}⁽¹⁾: _____ 99,7 dB(A)

Guaranteed acoustic

power-level L_{WA}⁽²⁾: _____ 101,0 dB(A)

Sound pressure level L_{pA}⁽³⁾: _____ 83,0 dB(A)

Specific vibration-data

Hand- / arm- / body

-vibration⁽⁴⁾: _____ < 2,5 / 0,5 m/s²

* Travel with load only permitted close to the ground.

** According to ISO 8313 and EN 474-3.

*** According to ISO 14396, EU RL97/68/EC.

(1) According to 2000/14/EG & appendixes.

(2) According to 2000/14/EG & appendixes.

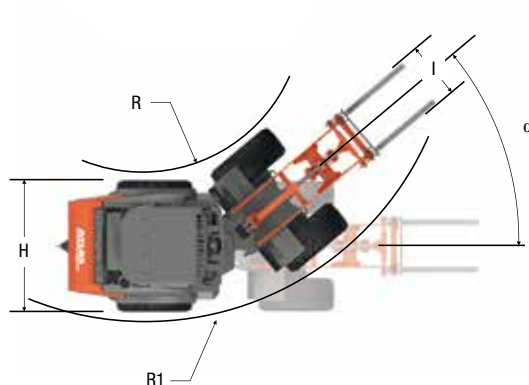
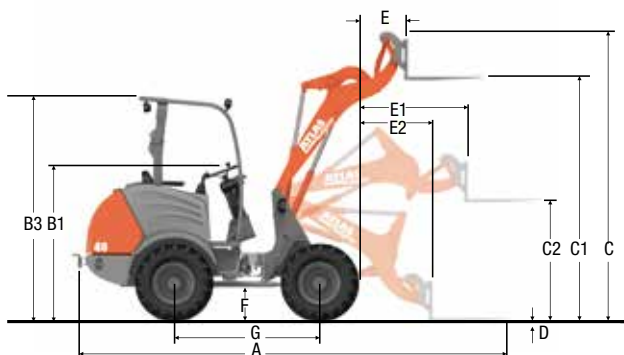
(3) According to ISO 6396.

(4) According to ISO 8041.

Differing data ROPS-cabin



Technical data AR 40 with pallet forks



A	4855 mm
B1	1696 mm
B2	2380 mm
B3	2447 mm
C	3325 mm
C1	2725 mm
C2	1180 mm
D	75 mm
E	245 mm
E1	1010 mm
E2	565 mm
F	400 mm
G	1715 mm
H	1500 mm
I	1030 mm
R	1605 mm
R1	3150 mm
α	40°

Product range



AR 30

Operation weight 2150 kg
Power 24,6 kW/33,5 HP
Shovel capacity 0,32 m³



AR 35 / AR 35 Super

Operation weight 2500 kg/2875 kg
Power 24,6 kW/33,5 HP
 29,4 kW/40 HP
Shovel capacity 0,34 m³/0,40 m³



AR 40

Operation weight 3300 kg
Power 29,4 kW/40 HP
Shovel capacity 0,50 m³



AR 60

Operation weight 4300 kg/4600 kg
Power 36,5 kW/49,7 HP
Shovel capacity 0,80 m³



AR 65 e

Operation weight 5150 kg
Power 54 kW/73 HP
Shovel capacity 0,8 - 1,00 m³



AR 75 e

Operation weight 5760 kg
Power 54 kW/73 HP
Shovel capacity 1,00 m³



AR 75 e S

Operation weight 6280 kg
Power 54 kW/73 HP
Shovel capacity 0,80 m³



AR 75 e T

Operation weight 6000 kg
Power 54 kW/73 HP
Shovel capacity 1,00 m³



AR 80 e

Operation weight 6220 kg
Power 70 kW/95 HP
Shovel capacity 1,00 - 1,20 m³



AR 85 e

Operation weight 7000 kg
Power 80 kW/109 HP
Shovel capacity 1,30 - 1,40 m³



AR 95 e / AR 95 e Super

Operation weight 7900 kg/8200 kg
Power 85 kW/115,5 HP
 95 kW/129 HP
Shovel capacity 1,40 m³/1,60 m³



AR 105 e

Operation weight 9450 kg
Power 105 kW/143 HP
Shovel capacity 1,60 - 1,80 m³

Compliance with the new statutory limits for exhaust emissions is one thing. Deriving tangible benefits for our customers is another. We are proud to have incorporated both in the development of the new generation of wheel loaders.

Higher power - lower consumption plus a series of other innovative features that make a genuinely positive difference in a construction site environment. All the features inside are now represented on the outside by a small "e" and the new product name "ATLAS weycor".

*ATLAS WEYCOR is an ATLAS WEYHAUSEN GMBH brand

ATLAS weycor