

AR 30

Operation weight:

2150 kg

Power:

24,6 kW (33,5 HP)

Shovel capacity:

0,32 m³



ATLAS
weycor

AR 30





Compact and agile with impressive inner values.



ATLAS Weyhausen wheel loaders are more than the sum of their parts. They reflect true passion, a fascination with technology and 'made in Germany' quality.

The AR 30 has compact dimensions and a small turning circle. It's perfect for horticulture, landscape gardening and agriculture applications, or on small construction sites.

The 'small' AR 30 has all the inner values that people appreciate in ATLAS Weycor wheel loaders: stability, long lifespan and impressive performance data.

Reflecting ATLAS Weyhausen's philosophy of always focusing on the optimum solution, the AR 30 has technical highlights that are generally exclusive to larger wheel loaders.

ATLAS WEYCOR: POWERFUL.



Perkins engine 403D-15 industrial

The 400 Series engine family continues to set standards in the compact engine range. Developed alongside customers to fulfil their needs in the construction, materials handling and agricultural/turf markets.

Built to the most demanding standards, the 400D engines meet all the requirements of the off-highway emissions legislation for Stage IIIA, Tier 4 Interim.

The noise levels have been kept to a minimum, product design and process improvements enhance both engine reliability and durability.



Hydraulic quick-change attachment

By allowing you to change the wheel loader's attachments in a few seconds, it turns the vehicle into an all-rounder.



Latest kinematics technology

The proven and tested ATLAS kinematics with its exceptional tear-out force and excellent lifting heights. The tapered loading rocker makes sure you can always keep an eye on the attachment.



Articulated pendulum joint

Provides for excellent maneuverability and cross-country mobility. Even on challenging terrain, the low center of gravity ensures exceptional stability.

PRECISE. RELIABLE.



Easy maintenance

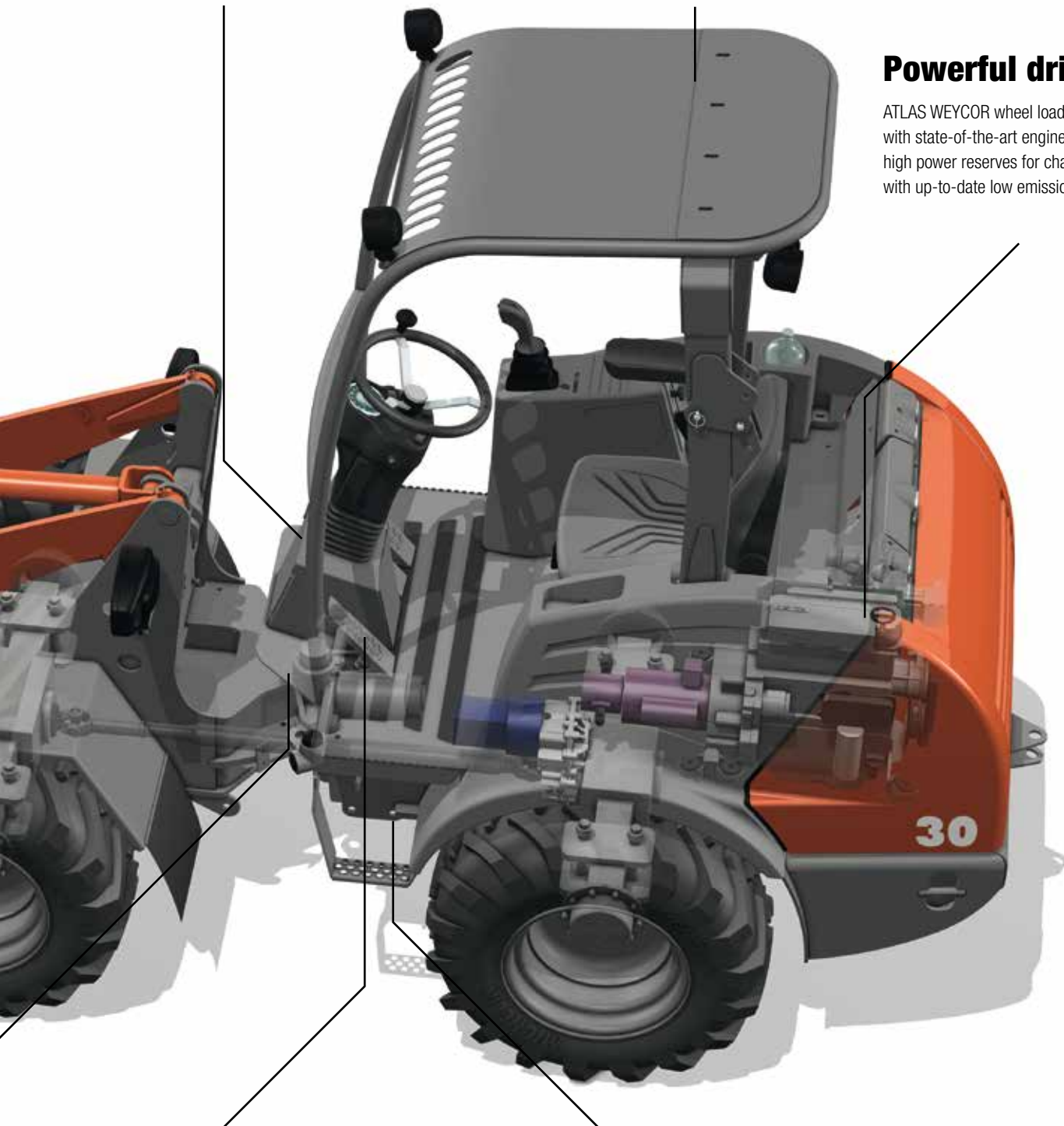
Low-maintenance and quick, easy servicing is achieved by central, consolidated, easy-to-reach service points.

Agrar cabin

In addition to the excellent circumferential visibility in the wheel loader, its clearly arranged controls and its ergonomic design. Removable FOPS roof and foldable ROPS bar.

Powerful drive unit

ATLAS WEYCOR wheel loaders are equipped with state-of-the-art engines which combine high power reserves for challenging operations with up-to-date low emission values.



Separate inching pedal.

Less wear & tear and fuel consumption: In contrast to the conventional combined brake/inching pedal, with the separate inching pedal, the risk of inadvertently activating the main brake while you drive is eliminated.

Low center of gravity

Thanks to their low center of gravity, ATLAS wheel loaders are secured against tipping, even under extreme circumstances.

AR 30

TECHNICAL DATA

Engine

Make: _____ Perkins Diesel engine
403D-15

Type: _____ water cooled

Power*:** _____ set to 24,6 kW (33,5 HP)
at 2800 min⁻¹

Max. torque: _____ 96 Nm at 1800 min⁻¹

Stroke: _____ 1496 cm³

Cylinders: _____ 3 in line

Electrical System

Operating voltage _____ 12 V

Battery _____ 12 V/66 Ah

Alternator _____ 14 V/65 A

Starter _____ 12 V/2,0 kW

Drive

- Output-regulated hydrostatic drive with pressure cut off and closed circuit acting on all 4 wheels
- Speed with standard tires:
Operating speed range 0–6,5 km/h
Road speed range 0–20 km/h
- 1st and 2nd hydraulic gear can be engaged under load, forward/backward travel also
- Forward/backward travel, speed ranges and off-position operational via ATLAS joystick
- Drive operated by accelerator and separate inching pedal for best distribution of the hydraulic power for thrust and lifting forces

Brakes

Standard brake: Multi-disc brake in oil bath acting on all 4 wheels. Supplementary brake functions via inching pedal and hydrostatic drive acting on all 4 wheels.

Parking brake: Drum brake via funicular link acting on all 4 wheels with engine switched off.

Axes

Rigid axes with planetary reduction gears in wheel hubs. limited-slip differential lock in front axle

Steering

- Fully hydraulic center pivot steering
- Front and rear wheels follow the same track
- Steering angle of 40° to each side, ±12° angular movement at rear of vehicle
- Operating pressure of steering hydraulics 145 bar
- Emergency steering function

Tires

Standard: 10.0/75 – 15.3 MPT – Multi-purpose tires for sand and gravel surface, woodland, roads and paths

Special tires: 11.5/80 – 15.3 MPT– Multi-purpose tires for sand and gravel surface, woodland, roads and paths
12 – 16.5 MT – Construction machine tires for soft surfaces, asphalt, roads, gardening and landscaping

31 X 15.5 – 15E – Multi-purpose tires for earth moving machines, particularly surface friendly
15.5/55 R18 – Multi-purpose tires for earth moving machines, particularly surface friendly, gardening and landscaping

More special tires upon request

Hydraulic system

- Gear pump for loading and steering hydraulics
- Priority valve favoring steering hydraulics
- 3rd steering section for loading hydraulics mechanically controlled by ATLAS joystick, including float position
- Operating pressure 230 bar
Delivery of pump 31 l/min

Loading equipment

- Powerful and solid Z- kinematics with high tear out force
- Hydraulic quick change device
- Activation of all functions by ATLAS joystick
- Automatic mid position of joystick
- Parallel movement while using pallet forks
- Automatic shovel return to excavation position
- Locking device acc. to German STVZO for road travel

Lifting 5,0 s

Lowering 3,5 s

Tipping 1,0 s

Fuel/oil capacities

Diesel: 58 l
Hydraulic oil: 28 l
Front axle: 4 l
Gear oil: 0,4 l

Engine oil: 3 l
Rear axle: 4,9 l
Cooling liquid: 6 l

Specific gravity for material handling weight (t/m³)

CONSTRUCTION

concrete _____ 1,9
soil (dry) _____ 1,5
soil (watery) _____ 2,0
rock (fill) _____ 2,4
granite _____ 1,8
limestone _____ 1,6
gravel (dry) _____ 1,9
gravel (watery) _____ 2,1
loam _____ 1,7
plaster _____ 2,2
sand (dry) _____ 1,9
sand (watery) _____ 2,1

sandstone _____ 2,4
shale _____ 2,2
sediment _____ 2,1
crushed stone _____ 1,5
de-icing salt _____ 1,3
clay _____ 1,6
cement _____ 1,7
clinker (stacked) _____ 1,8

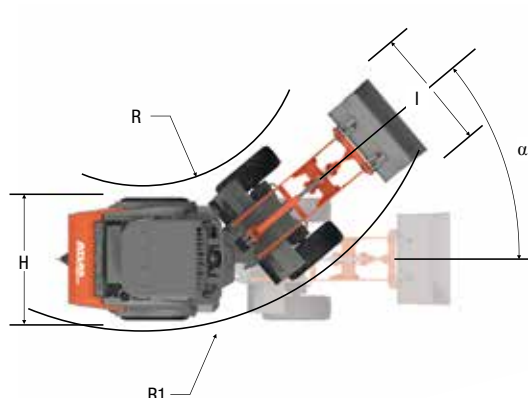
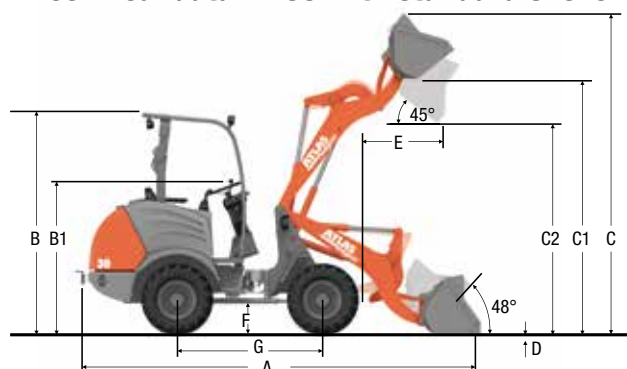
INDUSTRY

ember _____ 0,7
brown coal briquette _____ 0,8
ferrous product _____ 7,8
iron ore _____ 2,3
cullet _____ 1,9
gas coke _____ 0,4
timber _____ 0,8
mineral coal _____ 1,2
paper _____ 0,9
slag _____ 1,0
slag concrete _____ 2,7

LANDSCAPING, AGRICULTURE

agricultural crop _____ 0,7
grain _____ 0,6
hay _____ 0,3
potash _____ 1,1
compost _____ 1,0
flour _____ 0,5
clay (watery) _____ 2,3
phosphate fertilizer _____ 2,2
turf (watery) _____ 1,1
turf (dry) _____ 0,4
mineral fertiliser _____ 1,0

Technical data AR 30 with standard shovel



A 4240 mm
B 2366 mm
B1 1630 mm
C 3340 mm
C1 2800 mm
C2 2300 mm
D 55 mm
E 595 mm
F 350 mm
G 1580 mm
H 1250 mm
I 1250 mm
R 1558 mm
R1 2804 mm
α 40°

STANDARD EQUIPMENT

Inclusive

- ATLAS canopy cabin with roll-bar protection and FOPS roof.
- Activation of all functions by ATLAS joystick
- Control lights for speed range, forward/backward travel
- Working lights front and rear
- Individually adjustable driver's seat
- Control lights for engine oil pressure, overheating, hydraulic oil temperature, battery power, parking brake, air filter
- Central dashboard with indicators for preheating, working hour meter

OPTIONS

Technical options

- 4th section front or rear
- Main battery switch
- Special paintings and oils
- Cyclone dust separator
- Lights acc. to German StVZO for road travel
- Trailer coupling
- Rear driving mirrors, foldable
- Anti-theft-device with code stick
- Warning beacon
- Pressure keeping valves

More options upon request

OPERATING DATA

Shovel capacity acc. to SAE: _____ 0,32 m³
 Track width: _____ 1061 mm
 Turning radius
 (outer shovel edge): _____ 3161 mm
 Tear out force: _____ 2430 daN
 Torque: _____ 1900 daN
 Tipping load, straight: _____ 1318 kg
 Tipping load, articulated: _____ 1165 kg
 Lifting capacity at ground level: _ 1700 daN
 Service weight: _____ 2150 kg

Differing data for use of pallet forks
 (500 mm distance to center of gravity)*

Static tipping load, articulated: __ 871 kg
 Lifting capacity: _____ 1200 daN
 Payload 80% even surface** : _____ 697 kg
 Payload 60% uneven surface** : _____ 523 kg

Sound level

Average acoustic

power-level $L_{wA}^{(1)}$: _____ 100,1 dB(A)

Guaranteed acoustic

power-level $L_{wA}^{(2)}$: _____ 101,0 dB(A)

Sound pressure level $L_pA^{(3)}$: __ 83,0 dB(A)

Specific vibration-data

Hand- / arm- / body

-vibration⁽⁴⁾: _____ < 2,5 / 0,5 m/s²

* Travel with load only permitted close to the ground.

** According to ISO 8313 and EN 474-3.

*** According to ISO 14396, EU RL97/68/EC.

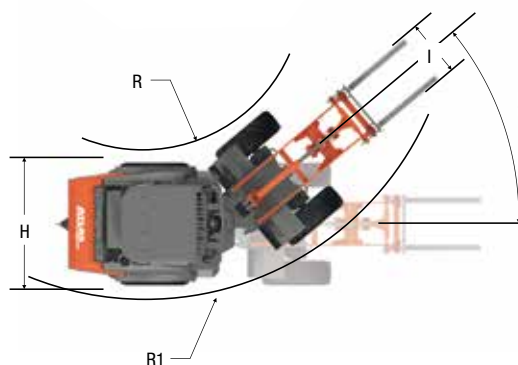
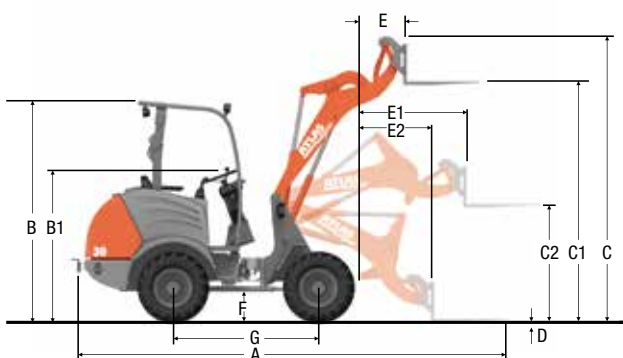
(1) According to 2000/14/EG & appendixes.

(2) According to 2000/14/EG & appendixes.

(3) According to ISO 6396.

(4) According to ISO 8041.

Technical data AR 30 with pallet forks



A	4730 mm
B	2366 mm
B1	1630 mm
C	3010 mm
C1	2550 mm
C2	1130 mm
D	145 mm
E	300 mm
E1	1010 mm
E2	680 mm
F	350 mm
G	1580 mm
H	1250 mm
I	1030 mm
R	1558 mm
R1	2804 mm
α	40°

Product range



AR 30

Operation weight 2150 kg
Power 24,6 kW/33,5 HP
Shovel capacity 0,32 m³



AR 35 / AR 35 Super

Operation weight 2500 kg/2875 kg
Power 24,6 kW/33,5 HP
 29,4 kW/40 HP
Shovel capacity 0,34 m³/0,40 m³



AR 40

Operation weight 3300 kg
Power 29,4 kW/40 HP
Shovel capacity 0,50 m³



AR 60

Operation weight 4300 kg/4600 kg
Power 36,5 kW/49,7 HP
Shovel capacity 0,80 m³



AR 65 e

Operation weight 5150 kg
Power 54 kW/73 HP
Shovel capacity 0,8 - 1,00 m³



AR 75 e

Operation weight 5760 kg
Power 54 kW/73 HP
Shovel capacity 1,00 m³



AR 75 e S

Operation weight 6280 kg
Power 54 kW/73 HP
Shovel capacity 0,80 m³



AR 75 e T

Operation weight 6000 kg
Power 54 kW/73 HP
Shovel capacity 1,00 m³



AR 80 e

Operation weight 6220 kg
Power 70 kW/95 HP
Shovel capacity 1,00 - 1,20 m³



AR 85 e

Operation weight 7000 kg
Power 80 kW/109 HP
Shovel capacity 1,30 - 1,40 m³



AR 95 e / AR 95 e Super

Operation weight 7900 kg/8200 kg
Power 85 kW/115,5 HP
 95 kW/129 HP
Shovel capacity 1,40 m³/1,60 m³



AR 105 e

Operation weight 9450 kg
Power 105 kW/143 HP
Shovel capacity 1,60 - 1,80 m³

Compliance with the new statutory limits for exhaust emissions is one thing. Deriving tangible benefits for our customers is another. We are proud to have incorporated both in the development of the new generation of wheel loaders.

Higher power - lower consumption plus a series of other innovative features that make a genuinely positive difference in a construction site environment. All the features inside are now represented on the outside by a small "e" and the new product name "ATLAS weycor".

*ATLAS WEYCOR is an ATLAS WEYHAUSEN GMBH brand

ATLAS weycor