



# ATLAS

Crawler Excavator | 210LC, 210NLC



-  max. 22,2 t
-  104 kW (141 hp)
-  0,43 - 1,37 m<sup>3</sup>



ROBUST. PRECISE. ECONOMICAL.  
**210LC**

## Technical specifications

### ENGINE (COM III)

Power according to ISO 9249104 kW (141HP)	Cylinder capacity..... 6700 cm <sup>3</sup>	Air filter..... Dry air filter
RPM..... 2000/min	Number of cylinders..... 6	Battery..... 2 x 12 V / 100 Ah
Make/model..... Cummins QSB 6.7	Automatic idle..... Standard	Alternator..... 24 V / 70 Ah
Design..... Turbocharger/LLK	Cooling system..... Water-cooled	Starter..... 24 V / 3,2 kW

### HYDRAULIC SYSTEM

- 2 load-limit-controlled high-performance piston pumps
- Dual-circuit hydraulics system
- 7 standard consumer loads in one control block
- Sensitive, proportional, independent control
- Primary and secondary protection against overload
- Suction valves for all work functions
- Load-retaining and fine-lowering valve in lifting circuit
- Pump flow control
- Grab function is standard (without rotating)
- Fuel-efficient flow-on-demand control
- Pipe break protection valves for lifting cylinders
- Up to 2 additional control circuits possible
- Max. oil flow..... 400 l/min
- Max. operating pressure..... 340 (370)\* bar
- Operating models:  
3 pre-programmed Models (Fine, Eco, Power)

### SWING ASSEMBLY

- Swing motor: Axial piston motor with priority valve
- Swing gear: Multistage planetary transmission
- Swing brake: Automatic multidisc parking brake (can also be operated manually)
- Max. swing speed..... 14,5/min
- Swing torque..... 63,16 (68,73)\* kNm

### TRACTION DRIVE AND BRAKES

- Steering: 2 control levers / pedals enable separate drive of both chains
- Traction drive: 2 automatic drive positions
- Brakes: Hydraulic, service-free multidisc brakes
- Maximum speed..... 3,3 / 5,1 km/h
- Tractive force..... 200\* kN
- Max. climbing power..... 70 %

### UNDERCARRIAGE

- |   |                             |   |
|---|-----------------------------|---|
| <b>Construction:</b>                                | <b>Drives:</b>              |   |
| • X-frame   | • Drive quality D4          | • Chain tension via hydraulic oil cylinder and pre-tensioned steel spring |
| • Lifetime lubrication of track and carrier rollers | • Three-section base plates | • Track LC..... 2,20 m  |
| • 4 lashing grommets                                | • Chains lubricated         | • Track NLC..... 2,00 m   |
|   | • Sealed bolts              |   |

### FILL CAPACITIES

- |                                |                                 |                                   |
|--------------------------------|---------------------------------|-----------------------------------|
| • Fuel tank..... 389 liter     | • Engine oil..... 20 liter      | • Hydraulic system..... 290 liter |
| • Cooling system..... 42 liter | • Hydraulic tank..... 216 liter |                                   |

### DRIVER'S CAB

- |   |  |   |
|---|--|---|
| • Meets latest safety standards                         | <b>CONTROL:</b>  | <b>CLIMATE CONTROL:</b>   |
| • Extra-wide entrance                                   | • Ergonomically designed joysticks                                   | • Air conditioning equipped as standard                         |
| • Spacious leg room                                     | • Clear and concise arrangement of the switches in the control panel | • Very good air distribution through optimally arranged nozzles |
| • Excellent circumferential visibility                  | <b>MONITORING:</b>   | <b>SOUND LEVELS:</b>  |
| • Preparation for radio installation with mute function | • Operating data screen display                                      | • ISO 6396 (L <sub>p</sub> A) in driver's cab..... 72 dB(A)     |
| <b>DRIVER'S SEAT:</b>                                   | • Automatic system for monitoring, warning and storage of data       | • 2000/14 EG (L <sub>w</sub> A) ambience level..... 102 dB(A)   |
| • Air-cushioned comfort seat (optional seat heating)    |  |   |
| • Arm rests and lumbar support                          |  |   |
| • Seat adjustable separately from console               |  |   |

\* Values when pressure is switched on

## Working equipment

OPERATING WEIGHTS	Crawler Excavator 210LC		Crawler Excavator 210NLC	
	Monoblock	Monoblock 5,68 m (C21.3M) Stick 2,70 m (D21.2)	Monoblock 5,68 m (C21.3M) Stick 2,70 m (D21.2)	
Ground plate width 500 mm		-		21,0 t
Ground plate width 600 mm		21,3 t		21,2 t
Ground plate width 700 mm		21,6 t		21,5 t
Ground plate width 800 mm		21,8 t		21,7 t

OPERATING WEIGHTS	Crawler Excavator 210LC		Crawler Excavator 210NLC	
	Adjustable base arm 1,95 m (C21.41)	Adjustable boom 3,41 m (C21.46)	Adjustable base arm 1,95 m (C21.41)	Adjustable boom 3,41 m (C21.46)
	1,95 m (C21.41)   3,41 m (C21.46)	1,95 m (C21.41)   3,41 m (C21.46)	1,95 m (C21.41)   3,41 m (C21.46)	1,95 m (C21.41)   3,41 m (C21.46)
	Stick 2,15 m (D21.23)	Stick 2,65 m (D21.33)	Stick 2,15 m (D21.23)	Stick 2,65 m (D21.33)
Ground plate width 500 mm	-	-	21,3 t	21,3 t
Ground plate width 600 mm	21,5 t	21,5 t	21,5 t	21,5 t
Ground plate width 700 mm	21,9 t	21,9 t	21,8 t	21,8 t
Ground plate width 800 mm	22,1 t	22,1 t	22,0 t	22,0 t

Operating weight with driver, completely filled implement and 1,0 t for attachments

## STANDARD EQUIPMENT

### Engine:

- COM III emission level
- 6 cylinders
- Engine speed adjustment via potentiometer
- Automatic idle
- Diesel pre-filter
- Engine monitoring

- Cylinder end-position damping
- Accumulator for emergency lowering of the arm system

### Cab:

- Air conditioner
- Preparation for radio installation with mute function
- Air-cushioned comfort seat
- Seat adjustable separately from console
- Ready for electric cooling box
- Different options for storage, compartment for documents
- Bottle holder
- Heat-insulating glass, tinted windows
- Operating data screen display
- Rear view security camera with 5 inch LCD-colour monitor

### Superstructure:

- Spacious and lockable storage space in superstructure

### Equipment:

- Combined lubricating points for swing bearing and arm equipment

### Hydraulics:

- Load-limit-controlled double displacement pump
- Hydraulic attachment kit for grabbing (without rotation)
- Hammer hydraulics (max. 200 Liter)
- Quadrant hydraulics (max. 200 Liter)
- Pipe-break protection valves for lifting cylinders
- Pressure control level

### Undercarriage:

- X frame
- Integrated, hydraulic traction drive with brake valve
- Automatic, hydraulic, service-free multi-disc brakes
- Chain tensioning can be adjusted via oil cylinder
- Lubricated, sealed chains
- 4 lashing grommets on the undercarriage

## SPECIAL EQUIPMENT

### Monoblock:

- Monoblock with stick cylinder 5,68 m (C21.3M)
- Monoblock with stick cylinder 6,50 m (C21.5M)

### Engine:

- Refueling pump
- Auxiliary heating
- Cold start assistance

### Equipment:

- Automatically controlled and monitored electric central lubrication system
- GPS/GSM telemetric system for monitoring of operating data, consumption, position
- Xenon working lights

### Stick for Monoblock:

- Stick 2,70 m (D21.2)
- Stick 3,20 m (D21.3)

### Hydraulics:

- Shear / sorting grab function with comfort pressure controller
- Grab and grab rotating function
- Up to two additional circuits
- Floating function for the boom
- Hydraulic quick coupler
- Pipe-break protection valve for bending cylinder
- Pipe-break protection valves for lifting cylinders
- Bio oil

### Cab:

- Cab protection guard
- Flood lights
- Beacon light
- Radio CD/MP3, front AUX in, USB
- Heated driver's seat
- Electric cooling box

### Adjustable booms:

- Base arm 1,95 m (C21.41)
- Adjustable boom adjusting cylinder 3,41 m (C21.46)
- Adjustable boom adjusting cylinder 3,83 m (C21.461)

### Sticks for adjustable booms:

- Stick 2,15 m (D21.23)
- Stick 2,65 m (D21.33)

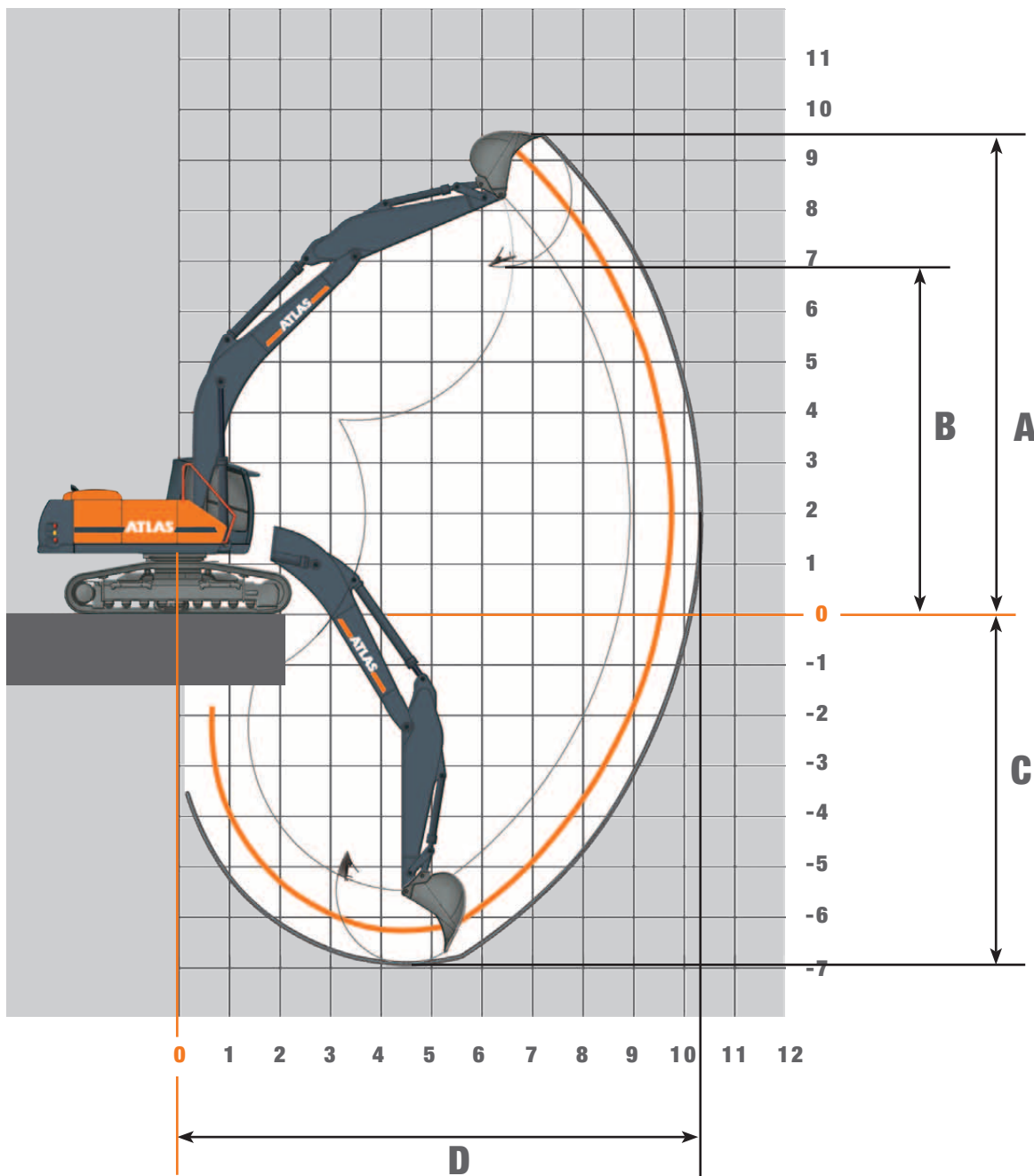
Other special equipment: See price list

## ATTACHMENTS (SELECTION)

	Bucket	Bucket	Bucket	Bucket	Bucket
Content SAE	0,43 m <sup>3</sup>	0,63 m <sup>3</sup>	0,94 m <sup>3</sup>	1,16 m <sup>3</sup>	1,37 m <sup>3</sup>
Cutting width	600 mm	800 mm	1100 mm	1300 mm	1500 mm
Weight	470 kg	640 kg	820 kg	880 kg	915 kg

stability acc. to ISO 10567, bulk weight 1.8 t/m<sup>3</sup>

## Working ranges Monoblock 5,68 m (C21.3M)



STICK LENGTHS	2,70 m (D21.2)	3,20 m (D21.3)
A Max. cut-in height	9,40 m	9,64 m
B Max. pouring height	6,69 m	6,93 m
C Max. trench depth	6,34 m	6,84 m
D Max. reach	9,83 m	10,32 m
Max. bucket digging force	132* kN	132* kN
Max. stick digging force	92* kN	82* kN



## Lifting capacities Monoblock 5,68 m (C21.3M)

### 210LC

Lifting capacity at 370 bar

HEIGHT	3,0 m		4,5 m		6,0 m		7,5 m		9,0 m	
	FRONT	LATERAL	FRONT	LATERAL	FRONT	LATERAL	FRONT	LATERAL	FRONT	LATERAL
<b>Monoblock 5.68 m (C21.3M) with stick 2.70 m (D21.2) Max. reach 9.83 m</b>										
+ 9,0 m										
+ 7,5 m					4440*	4440*				
+ 6,0 m					6436*	4498				
+ 4,5 m			8328*	6656	7022*	4326	5425	3048		
+ 3,0 m			10481*	6028	7471	4058	5297	2935		
+ 1,5 m			11197	5473	7154	3790	5149	2804		
+ 0 m			10848	5201	6934	3603	5035	2703		
- 1,5 m	9319*	9319*	10829	5186	6867	3546	5025	2694		
- 3,0 m	15420*	9852	10984	5307	6957	3622				
- 4,5 m	11312*	10274	8484*	5575						
<b>Monoblock 5.68 m (C21.3M) with stick 3.20 m (D21.3) Max. reach 10.32 m</b>										
+ 9,0 m										
+ 7,5 m										
+ 6,0 m							3991*	3147		
+ 4,5 m					6483*	4397	5480	3084		
+ 3,0 m			9585*	6162	7452*	4097	5321	2944		
+ 1,5 m			11270	5508	7168	3785	5141	2785		
+ 0 m			10779	5125	6891	3551	4994	2655		
- 1,5 m			10641	5017	6758	3438	4932	2601		
- 3,0 m	13818*	9448	10750	5102	6806	3479				
- 4,5 m	13135*	9855	9554*	5331	6837*	3671				

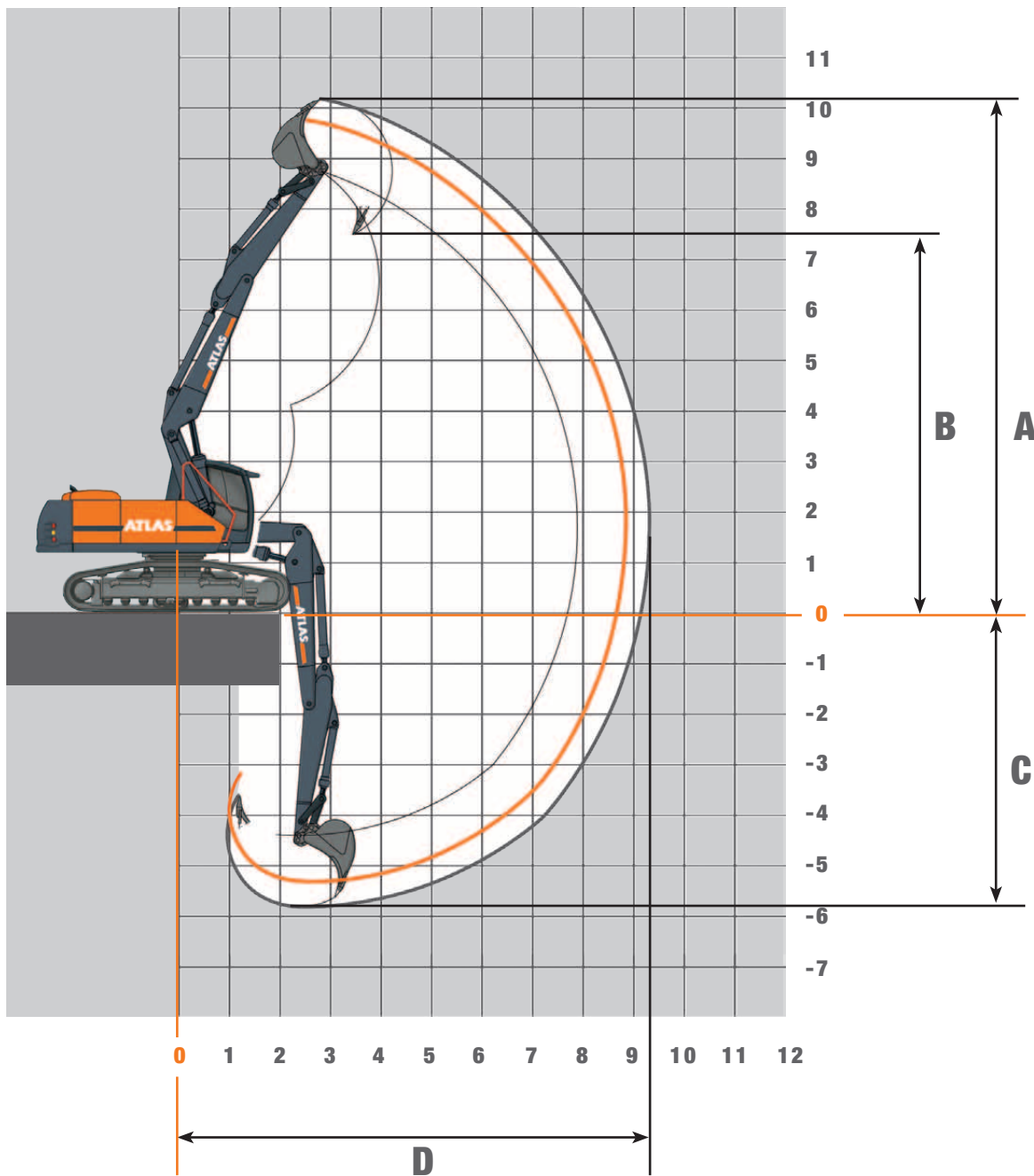
### 210NLC

Lifting capacity at 370 bar

HEIGHT	3,0 m		4,5 m		6,0 m		7,5 m		9,0 m	
	FRONT	LATERAL	FRONT	LATERAL	FRONT	LATERAL	FRONT	LATERAL	FRONT	LATERAL
<b>Monoblock 5.68 m (C21.3M) with stick 2.70 m (D21.2) Max. reach 9.83 m</b>										
+ 9,0 m										
+ 7,5 m					4440*	4166				
+ 6,0 m					6436*	4192				
+ 4,5 m			8328*	6172	7022*	4022	5401	2828		
+ 3,0 m			10481*	5557	7438	3758	5273	2717		
+ 1,5 m			11145	5014	7122	3494	5125	2588		
+ 0 m			10797	4748	6901	3310	5011	2488		
- 1,5 m	9319*	8661	10778	4734	6834	3254	5001	2479		
- 3,0 m	15420*	8885	10932	4852	6924	3329				
- 4,5 m	11312*	9291	8484*	5114						
<b>Monoblock 5.68 m (C21.3M) with stick 3.20 m (D21.3) Max. reach 10.32 m</b>										
+ 9,0 m										
+ 7,5 m										
+ 6,0 m							3991*	2925		
+ 4,5 m					6483*	4090	5455	2863		
+ 3,0 m			9585*	5686	7452*	3795	5297	2725		
+ 1,5 m			11218	5046	7135	3488	5117	2568		
+ 0 m			10727	4671	6858	3257	4970	2440		
- 1,5 m			10590	4566	6725	3146	4908	2386		
- 3,0 m	13818*	8492	10699	4649	6773	3186				
- 4,5 m	13135*	8884	9554*	4873	6837*	3376				

The specified max. loading capacities in kilogram include a stability of 33% or are calculated at 87% of the hydraulic lifting power, as per ISO10567. These values are applicable at the tip of the arm with optimum positioning of the corresponding arm system and with the pressure switched on. \* Value limited due to hydraulics.

## Working ranges Adjustable Boom 1,95 m (C 21.41) and 3,41 m (C21.46)



STICK LENGTHS	2,15 m (D21.23)	2,65 m (D21.33)
A Max. cut-in height	9,75 m	10,16 m
B Max. pouring height	7,05 m	7,46 m
C Max. trench depth	5,43 m	5,93 m
D Max. reach	8,90 m	9,29 m
Max. bucket digging force	133 (145)* kN	133 (145)* kN
Max. stick digging force	103 (113)* kN	90 (98)* kN

## Lifting capacities Adjustable Boom 1,95 m (C21.41) and 3,41 m (C21.46)

### 210LC

Lifting capacity at 360 bar

HEIGHT	3,0 m		4,5 m		6,0 m		7,5 m		9,0 m	
	FRONT	LATERAL	FRONT	LATERAL	FRONT	LATERAL	FRONT	LATERAL	FRONT	LATERAL
<b>Adjustable boom 1.95 m (C21.41) and 3.41 m (C21.46) with stick 2.15 m (D21.23) Max. reach 8.90 m</b>										
+ 8,0 m	7751*	7751*								
+ 7,0 m			6331*	6331*						
+ 6,0 m			6137*	6137*	4827*	4457				
+ 5,0 m	7915*	7915*	6552*	6552*	5948*	4555				
+ 4,0 m	9933*	9933*	7397*	6760	6200*	4590				
+ 3,0 m	9893*	9893*	8491*	6666*	6605*	4576				
+ 2,0 m	12018*	11688*	9521*	6614	7032*	4519	4582*	3074		
+ 1,0 m	13723*	11688	10172*	6608	7361*	4418	4380*	3039		
+ 0 m	15692*	11804*	10352*	6672	7423*	4292				
- 1,0 m	16870*	11702	10423*	6488	7497	4163				
- 2,0 m	17073*	11509	10615*	6241	7264*	4085				
- 3,0 m	17427*	11343	10150*	6106						
- 4,0 m										
<b>Adjustable boom 1.95 m (C21.41) and 3.41 m (C21.46) with stick 2.65 m (D21.33) Max. reach 9.29 m</b>										
+ 8,0 m			4621*	4621*						
+ 7,0 m			5487*	5487*						
+ 6,0 m			5443*	5443*	5414*	4627				
+ 5,0 m			5885*	5885*	5478*	4645*				
+ 4,0 m	8742*	8742*	6734*	6734*	5797*	4616	4329*	3195		
+ 3,0 m	9999*	9999*	7861*	6690	6256*	4580	5498	3195		
+ 2,0 m	12102*	11682*	9004*	6614	6750*	4564	5477	3165		
+ 1,0 m	13355*	11642	9859*	6581*	7169*	4551*	5420	3115		
+ 0 m	14981*	11705*	10269*	6610	7376*	4411	5356	3052		
- 1,0 m	16485*	11825	10339*	6557	7427	4256	4373*	3013		
- 2,0 m	16883*	11558	10450*	6392	7448	4123				
- 3,0 m	17237*	11450	10688*	6142	6656	4074				
- 4,0 m	16164*	11259	8783*	6092						

### 210NLC

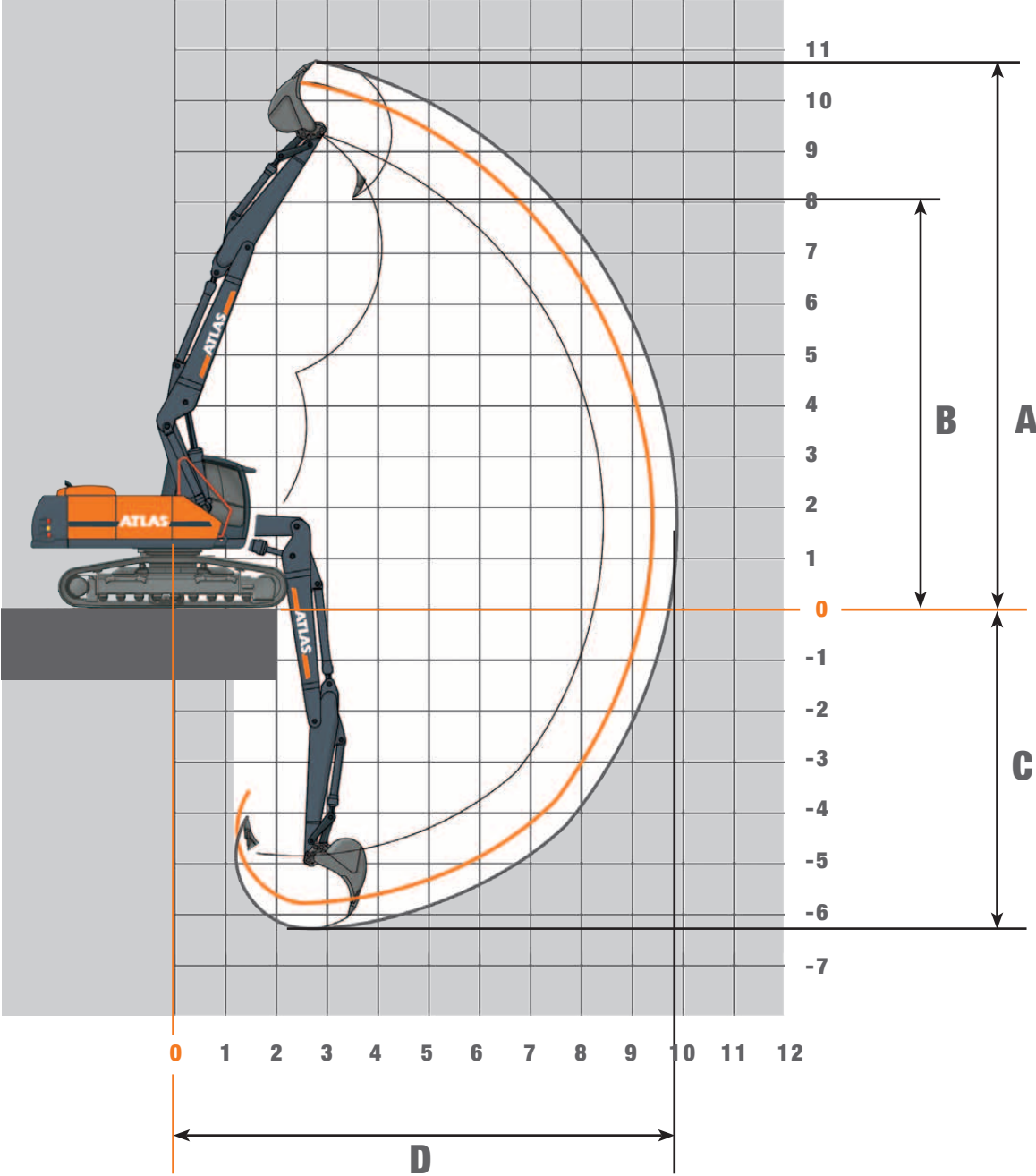
Lifting capacity at 360 bar

HEIGHT	3,0 m		4,5 m		6,0 m		7,5 m		9,0 m	
	FRONT	LATERAL	FRONT	LATERAL	FRONT	LATERAL	FRONT	LATERAL	FRONT	LATERAL
<b>Adjustable boom 1.95 m (C21.41) and 3.41 m (C21.46) with stick 2.15 m (D21.23) Max. reach 8.90 m</b>										
+ 8,0 m	7751*	7751*								
+ 7,0 m			6331*	6331*						
+ 6,0 m			6137*	6137*	4827*	4157				
+ 5,0 m	7915*	7915*	6552*	6433	5948*	4254				
+ 4,0 m	9933*	9933*	7397*	6336	6200*	4290				
+ 3,0 m	9893*	9893*	8491*	6250	6605*	4278				
+ 2,0 m	12018*	10793*	9521*	6198	7032*	4221	4582*	2860		
+ 1,0 m	13723*	10814*	10172*	6196	7361*	4122	4380*	2824		
+ 0 m	15692*	10913	10352*	6196	7403*	3995				
- 1,0 m	16870*	10681	10423*	6016	7464	3867				
- 2,0 m	17073*	10494	10615*	5774	7264*	3791				
- 3,0 m	17427*	10335	10150*	5642						
- 4,0 m										
<b>Adjustable boom 1.95 m (C21.41) and 3.41 m (C21.46) with stick 2.65 m (D21.33) Max. reach 9.29 m</b>										
+ 8,0 m			4621*	4621*						
+ 7,0 m			5487*	5487*	5414*	4326				
+ 6,0 m			5443*	5443*	5478*	4367				
+ 5,0 m			5885*	5885*	5797*	4339				
+ 4,0 m	8742*	8742*	6734*	6379	6256*	4311*	4329*	2979		
+ 3,0 m	9999*	9999*	7861*	6271	6750*	4299	5478	2980		
+ 2,0 m	12102*	10809	9004*	6192	7169*	4255	5453	2951		
+ 1,0 m	13355*	10766	9859*	6167	7354	4114	5399	2899		
+ 0 m	14981*	10824	10269*	6195	7412	3963	5332	2837		
- 1,0 m	16485*	10798	10339*	6083	7415	3828	4373*	2799		
- 2,0 m	16883*	10541	10450*	5921	6656*	3780				
- 3,0 m	17237*	10437	10688*	5677						
- 4,0 m	16164*	10253	8783*	5627						

The specified max. loading capacities in kilogrammes include a stability of 33% or are calculated at 87% of the hydraulic lifting power, as per ISO10567. These values are applicable at the tip of the arm with optimum positioning of the corresponding arm system and when the pressure is switched on. \*Value limited due to hydraulics.

# 210LC

## Working ranges Adjustable Boom 1,95 m (C21.41) and 3,83 m (C21.461)



STICK LENGTHS	2,15 m (D21.23)	2,65 m (D21.33)
A Max. cut-in height	10,22 m	10,65 m
B Max. pouring height	7,54 m	7,97 m
C Max. trench depth	5,85 m	6,35 m
D Max. reach	9,36 m	9,84 m
Max. bucket digging force	133 (145)* kN	133 (145)* kN
Max. stick digging force	103 (113)* kN	90 (98)* kN

Unit is fitted with adjustable main boom 1.95 m (C21.41) and adjustable boom 3.83 m (C21.461). \* When pressure is switched on



## Lifting capacities Adjustable Boom 1,95 m (C21.41) and 3,83 m (C21.461)

### 210LC

Lifting capacity at 360 bar

HEIGHT	3,0 m		4,5 m		6,0 m		7,5 m		9,0 m	
	FRONT	LATERAL	FRONT	LATERAL	FRONT	LATERAL	FRONT	LATERAL	FRONT	LATERAL
<b>Adjustable boom 1.95 m (C21.41) and 3.83 m (C21.461) with stick 2.15 m (D21.23) Max. reach 9.36 m</b>										
+ 8,0 m			5819*	5819*						
+ 7,0 m			5875*	5875*						
+ 6,0 m			5991*	5991*	5584*	4410				
+ 5,0 m	8593*	8593*	6578*	6578*	5707*	4447				
+ 4,0 m	7654*	7654*	7535*	6484	6054*	4418	5344	3024		
+ 3,0 m	7655*	7655*	8672*	6379	6500*	4391	5345	3028		
+ 2,0 m	9893*	9893*	9635*	6320	6932*	4368*	5313	3001		
+ 1,0 m	12071*	11193	10123*	6316	7185*	4357	5260	2953		
+ 0 m	14362*	11316	10202*	6371	7200	4216	5198	2898		
- 1,0 m	16350*	11191	10273*	6243	7297	4068	5167	2868		
- 2,0 m	16871*	11046	10408*	6137	7262	3943				
- 3,0 m	17307*	11044	10646*	5919	6440*	3912				
- 4,0 m	15826*	10917	8417*	5884						
<b>Adjustable boom 1.95 m (C21.41) and 3.83 m (C21.461) with stick 2.65 m (D21.33) Max. reach 9.84m</b>										
+ 8,0 m			5561*	5561*						
+ 7,0 m			5204*	5204*	5230*	4447				
+ 6,0 m			5375*	5375*	5110*	4505				
+ 5,0 m			5960*	5960*	5308*	4480	5000*	3111		
+ 4,0 m	8206*	8206*	6904*	6535	5694*	4432	5113*	3141		
+ 3,0 m	7991*	7991*	8063*	6403	6182*	4386	5290*	3136		
+ 2,0 m	10094*	10094*	9151*	6310	6675*	4358	5313	3102		
+ 1,0 m	11696*	11126	9871*	6283	7073*	4364	5323	3043		
+ 0 m	13567*	11202	10136*	6311*	7154	4348	5267	2971		
- 1,0 m	15563*	11286	10186*	6295	7204	4188	5194	2898		
- 2,0 m	16682*	11075	10288*	6161	7331	4022	5159	2866		
- 3,0 m	16949*	10991	10540*	6013	7226	3920				
- 4,0 m	17255*	10940	10043*	5871						

### 210NLC

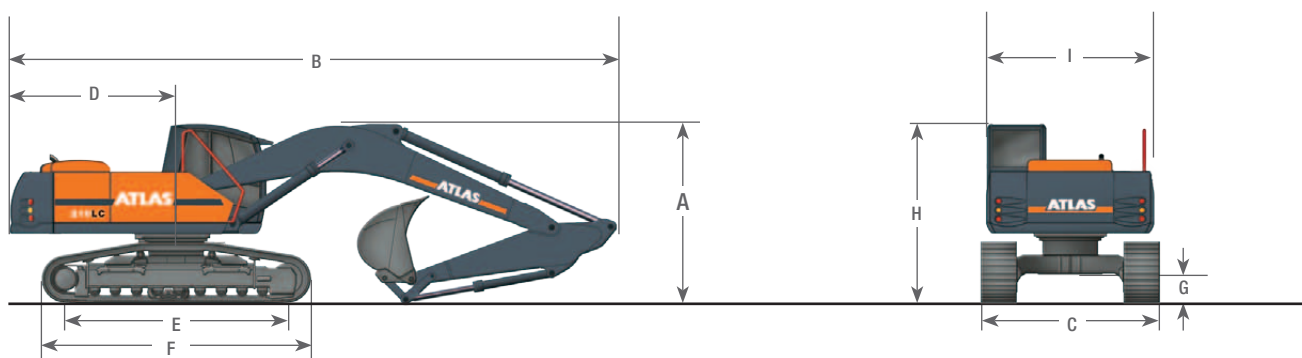
Lifting capacity at 360 bar

HEIGHT	3,0 m		4,5 m		6,0 m		7,5 m		9,0 m	
	FRONT	LATERAL	FRONT	LATERAL	FRONT	LATERAL	FRONT	LATERAL	FRONT	LATERAL
<b>Adjustable boom 1.95 m (C21.41) and 3.83 m (C21.461) with stick 2.15 m (D21.23) Max. reach 9.36 m</b>										
+ 8,0 m			5819*	5819*						
+ 7,0 m			5875*	5875*						
+ 6,0 m			5991*	5991*	5584*	4110				
+ 5,0 m	8593*	8593*	6578*	6179	5707*	4173				
+ 4,0 m	7654*	7654*	7535*	6070	6054*	4148	5320	2810		
+ 3,0 m	7655*	7655*	8672*	5966	6500*	4124*	5321	2814		
+ 2,0 m	9893*	9893*	9635*	5906	6932*	4129*	5289	2787		
+ 1,0 m	12071*	10337	10123*	5907	7160	4058	5235	2740		
+ 0 m	14362*	10429	10202*	5937	7181	3920	5174	2684		
- 1,0 m	16350*	10188	10273*	5776	7281*	3774	5143	2655		
- 2,0 m	16871*	10048	10408*	5672	7229	3650				
- 3,0 m	17307*	10046	10646*	5458	6440*	3619				
- 4,0 m	15826*	9924	8417*	5425						
<b>Adjustable boom 1.95 m (C21.41) and 3.83 m (C21.461) with stick 2.65 m (D21.33) Max. reach 9.84 m</b>										
+ 8,0 m			5561*	5561*						
+ 7,0 m			5204*	5204*	5230*	4147				
+ 6,0 m			5375*	5375*	5110*	4225				
+ 5,0 m			5960*	5960*	5308*	4204	5000*	2896		
+ 4,0 m	8206*	8206*	6904*	6112	5694*	4161*	5113*	2925		
+ 3,0 m	7991*	7991*	8063*	5993	6182*	4120	5290*	2921		
+ 2,0 m	10094*	10094*	9151*	5901*	6675*	4096	5294	2886		
+ 1,0 m	11696*	10277	9871*	5871*	7073*	4104	5305*	2828		
+ 0 m	13567*	10323	10136*	5900	7135*	4049	5243	2756		
- 1,0 m	15563*	10278	10186*	5826	7184*	3891	5169	2685		
- 2,0 m	16682*	10075	10288*	5694	7298	3728	5135	2653		
- 3,0 m	16949*	9994	10540*	5550	7193	3627				
- 4,0 m	17255*	9945	10043*	5411						

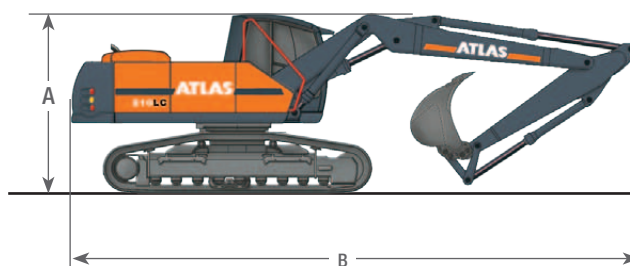
The specified max. loading capacities in kilogram include a stability of 33% or are calculated at 87% of the hydraulic lifting power, as per ISO10567. These values are applicable at the tip of the arm with optimum positioning of the corresponding arm system and with the pressure switched on. \* Value limited due to hydraulics.

## Dimensions

Monoblock 5,68 m (C21.3M)



Adjustable boom 1.95 m (C21.41) and 3.83 m (C21.461)



A	TRANSPORT HEIGHT	B	TRANSPORT LENGTHS			
	Monoblock 5,68 m (C21.3M) with stick 2,70 m (D21.2) .....	3,01 m	Monoblock 5,68 m (C21.3M) with stick 2,70 m (D21.2) .....			
	Monoblock 5,68 m (C21.3M) with stick 3,20 m (D21.3) .....	3,20 m	Monoblock 5,68 m (C21.3M) with stick 3,20 m (D21.3) .....			
	Adjustable boom, 1,95 m (C21.41) and 3,41m (C21.46)		Adjustable boom, 1,95 m (C21.41) and 3,41m (C21.46)			
	with stick 2,15 m (D21.23) .....	3,15 m	with stick 2,15 m (D21.23) .....			
	with stick 2,65 m (D21.33) .....	3,15 m	with stick 2,65 m (D21.33) .....			
	Adjustable boom, 1,95 m (C21.41) and 3,83m (C21.461)		Adjustable boom, 1,95 m (C21.41) and 3,83m (C21.461)			
	with stick 2,15 m (D21.23) .....	3,15 m	with stick 2,15 m (D21.23) .....			
	with stick 2,65 m (D21.33) .....	3,15 m	with stick 2,65 m (D21.33) .....			
C	TRANSPORT WIDTHS	TRACK LC	TRACK NLC	D	REAR PIVOTING RADIUS .....	2,60 m
	Ground plate width 500mm	2,20 m	2,00 m	E	SUPPORTING CHAIN LENGTH .....	3,70 m
	Ground plate width 600mm	2,70 m	2,50 m	F	DRIVE LENGTH .....	4,49 m
	Ground plate width 700mm	2,80 m	2,60 m	G	GROUND CLEARANCE .....	0,44 m
	Ground plate width 800mm	2,90 m	2,70 m	H	HEIGHT ABOVE CAB .....	2,95 m
		3,00 m	2,80 m	I	SUPERSTRUCTURE TRANSPORT WIDTH .....	2,50 m

We reserve the right to make structural changes, data is informational only, units comply with the new European safety guidelines.

[www.atlasgmbh.com](http://www.atlasgmbh.com)

**ATLAS Maschinen GmbH**

EXCAVATORS

Atlasstrasse 6

27777 Ganderkesee, Germany

T: +49 (0) 4222 954 0

F: +49 (0) 4222 954 343

info@atlasgmbh.com

210LC-EN (1) Effective date: August 2010. Product specifications and prices are subject to change without notice or obligation. The photographs and/or drawings in this document are for illustrative purposes only. Refer to the appropriate Operator's Manual for instructions on the proper use of this equipment. Failure to follow the appropriate Operator's Manual when using our equipment or to otherwise act irresponsibly may result in serious injury or death. The only warranty applicable to our equipment is the standard written warranty applicable to the particular product and sale and Atlas makes no other warranty, express or implied. The only warranty applicable to our equipment is the standard written warranty applicable to the particular product and sale and Atlas makes no other warranty, express or implied. Products and services listed may be trademarks, service marks or trade-names of Atlas Maschinen GmbH and/or its subsidiaries. All rights are reserved. Atlas® is a registered trademark of Atlas Maschinen GmbH. Copyright © 2010 Atlas Maschinen GmbH.